

CATALOGO AUTOMOTIVE AUTOMOTIVE CATALOGUE

2023



MARCO[®]



MARCO®

Company certifications



L'AZIENDA

Più di 50 anni di storia aziendale dimostrano la grande capacità di adattamento della MARCO S.p.A. ai mutevoli scenari del tessuto economico mondiale ed al contempo la solidità della propria struttura organizzativa, votata alla crescita e al miglioramento continuo.

Nata nel 1970 come impresa a conduzione familiare, la MARCO S.p.A. è ora una realtà affermata e riconosciuta a livello mondiale, grazie ai continui investimenti nel campo della ricerca tecnologica nel settore delle pompe elettriche e degli avvisatori acustici.

In una sede di 8.000 metri quadrati, l'azienda sviluppa – tramite l'implementazione di sofisticate attrezzature e strumentazioni d'avanguardia – le due core business lines: la produzione di pompe per applicazioni professionali nei settori automotive, industriale e nautico e la fabbricazione di trombe e clacson per auto, camion e imbarcazioni.

I prodotti si contraddistinguono per l'inconfondibile eccellenza Made in Italy e per il contenuto estremamente tecnologico, oltre che per il raggiungimento continuo dei più alti standard di qualità e sicurezza, comprovati dalle numerose omologazioni e certificazioni ISO.

La costante sfida della MARCO nel proporre soluzioni sempre più performanti, le ha permesso di definirsi azienda leader nel proprio settore e di imporsi come interlocutore di riferimento della clientela di 80 Paesi diversi. La propria identità internazionale si è inoltre consolidata con la creazione nel 2010 della filiale americana, MATE USA.

DIE FIRMA

Mehr als 50 Jahre Unternehmensgeschichte zeigen die große Anpassungsfähigkeit von MARCO S.p.A. an die sich ändernden Szenarien der Weltwirtschaft und gleichzeitig die Solidität seiner Organisationsstruktur, die auf kontinuierliches Wachstum und Verbesserung ausgerichtet ist.

MARCO S.p.A. wurde 1970 als Familienunternehmen gegründet und ist heute dank kontinuierlicher Investitionen in die technologische Forschung sowohl auf dem Gebiet der Elektropumpen als auch der Hörner eine etablierte und anerkannte Realität weltweit.

In einer 8.000 Quadratmeter großen Zentrale entwickelt das Unternehmen durch die Implementierung modernster Geräte und Instrumente die beiden Kerngeschäftsbereiche: die Herstellung von Pumpen für professionelle Anwendungen in der Automobil-, Industrie- und Nautikbranche sowie die Herstellung von Hupen für Autos, Lastwagen und Boote.

Die Produktion zeichnet sich durch die unverwechselbare Qualität "Made in Italy" und dem extrem technologischen Inhalt, sowie durch die Einhaltung der höchsten Produktstandards aus, die durch die verschiedenen ISO-Zertifizierungen und Produktzulassungen belegt werden.

Die ständige Herausforderung, immer leistungsfähigere Lösungen vorzuschlagen, hat es MARCO ermöglicht, sich als führenden Marktteilnehmer im internationalen Szenario zu etablieren und seine Marke in über 80 verschiedenen Ländern zu verbreiten.

Darüber hinaus wurde seine internationale Identität 2010 mit der Gründung der amerikanischen Tochtergesellschaft MATE USA festigt.

THE COMPANY

More than 50 years of company history are proof of the great adaptability of MARCO S.p.A. to the changing scenarios of the world economy and at the same time of the solidity of its organizational structure, devoted to continuous growth and improvement.

Founded in 1970 as a family business, MARCO S.p.A. is now an established and recognized reality worldwide, thanks to continuous investments in technological research both in the fields of electric pumps and horns.

In its 8,000 square meter headquarters, the company develops – through the implementation of cutting-edge equipment and instruments – two core business lines: the production of pumps for professional applications in the automotive, industrial and nautical sectors and the manufacture of horns for cars, trucks and boats.

The production is characterized by the unmistakable Made in Italy quality and the extremely technological content, as well as for the compliance to the highest-grade product standards, proven by the various ISO certifications and product approvals.

The constant challenge of proposing increasingly performing solutions has allowed MARCO to establish itself as a leading market player on the international scenario, spreading its brand in over 80 different countries.

Moreover, its international identity was consolidated in 2010 with the foundation of the American subsidiary, MATE USA.

LA MAISON

Plus de 50 ans d'histoire de l'entreprise démontrent la grande adaptabilité de MARCO S.p.A. aux scénarios changeants de l'économie mondiale et en même temps la solidité de sa structure organisationnelle, vouée à la croissance et à l'amélioration continue.

Fondée en 1970 en tant qu'entreprise familiale, MARCO S.p.A. est aujourd'hui une réalité établie et reconnue dans le monde entier, grâce à des investissements continus dans la recherche technologique tant dans les domaines des pompes électriques que des avertisseurs sonores.

Au sein de son siège social de 8.000 m², l'entreprise développe – à travers la mise en place d'équipements et d'instrumentations de pointe – deux activités principales : la production de pompes à usage professionnel dans les secteurs automobile, industriel et nautique et la fabrication de klaxons pour voitures, camions et bateaux.

Les produits se caractérisent par la qualité incomparable du Made in Italy et le contenu extrêmement technologique, ainsi que par conformité aux normes de produits les plus élevées, prouvées par les différentes homologations et certifications ISO.

Le défi constant de proposer des solutions toujours plus performantes a permis à MARCO de s'imposer comme entreprise leader dans son marché, en diffusant sa marque dans plus de 80 pays différents.

De plus, son identité internationale s'est consolidée en 2010 avec la création de la filiale américaine MATE USA.



LA FIRMA

Más de 50 años de trayectoria empresarial demuestran la gran capacidad de adaptación de MARCO S.p.A. a los cambiantes escenarios de la economía mundial y a la vez la solidez de su estructura organizativa, dedicada al crecimiento y mejora continua.

Fundada en 1970 como una empresa familiar, MARCO S.p.A. es ahora una realidad consolidada y reconocida a nivel mundial, gracias a las continuas inversiones en investigación tecnológica tanto en el campo de las bombas eléctricas como de las bocinas.

En su sede de 8.000 metros cuadrados, la empresa desarrolla, a través de la implementación de equipos e instrumentos de última generación, dos líneas de producción fundamentales: la fabricación de bombas para aplicaciones profesionales en los sectores de automoción, industrial y náutico y la producción de bocinas para automóviles, camiones y barcos.

La producción se caracteriza por la inconfundible calidad "Made in Italy" y el contenido extremadamente tecnológico, así como por conformidad con los estándares de productos de más alto grado, comprobados por las diversas certificaciones ISO y aprobaciones de producto.

El desafío constante de proponer soluciones cada vez más eficaces ha permitido a MARCO posicionarse como un actor líder del mercado en el escenario internacional, difundiendo su marca en más de 80 países diferentes.

Además, su identidad internacional se consolidó en 2010 con la fundación de la filial estadounidense MATE USA.



A FIRMA

Mais de 50 anos de história da empresa são a prova da grande adaptabilidade da MARCO S.p.A. aos cenários de mudança da economia mundial e ao mesmo tempo da solidez da sua estrutura organizacional, vocacionada para o crescimento e a melhoria contínua.

Fundada em 1970 como uma empresa familiar, a MARCO S.p.A. é hoje uma realidade consolidada e reconhecida mundialmente, graças aos contínuos investimentos em pesquisas tecnológicas tanto no campo das bombas elétricas como das buzinas.

Na sua sede de 8.000 metros quadrados, a empresa desenvolve - por meio da implantação de equipamentos e instrumentos de última geração - duas linhas de negócios centrais: a produção de bombas para aplicações profissionais nos setores automotivo, industrial e náutico e a fabricação de buzinas para automóveis, caminhões e barcos.

A produção é caracterizada pela inconfundível qualidade Made in Italy e o conteúdo extremamente tecnológico, bem como pela contínua conformidade com dos mais altos padrões de produtos, comprovados pelas várias certificações ISO e aprovações de produto.

O desafio constante de propor soluções cada vez mais eficientes tem permitido à MARCO se firmar como um player de mercado líder no cenário internacional, divulgando sua marca em mais de 80 países.

Além disso, sua identidade internacional foi consolidada em 2010 com a fundação da subsidiária americana MATE USA.

Partnership



Associated



Associato AIB
Sistema Confindustria

1	SIGNAL HORNS	page
	AIR HORNS <i>TROMBE PNEUMATICHE</i>	6
	ELECTRIC AIR HORNS <i>TROMBE ELETTROPNEUMATICHE</i>	13
	COMPRESSORS <i>COMPRESSORI</i>	21
	HORNS WITH SPECIAL SOUNDS <i>AVVISATORI CON SUONI SPECIALI</i>	23
	ACCESSORIES FOR AIR HORNS <i>ACCESSORI PER TROMBE PNEUMATICHE</i>	24
	ELECTROMAGNETIC HORNS <i>TROMBE ELETTROMAGNETICHE</i>	25
	DISC HORNS <i>AVVISATORI A DISCO</i>	28
	BACK-UP ALARMS <i>ALLARMI ACUSTICI</i>	29
	CABIN BUZZERS <i>AVVISATORI PER CABINA</i>	30
	FUEL CUT-OFF VALVES <i>VALVOLE INTERCETTAZIONE CARBURANTE</i>	30
	RELAYS <i>RELÉ</i>	31
	GAS HORNS <i>TROMBE A GAS</i>	32



2	DIESEL TRANSFER PUMPS	page
	BRONZE GEAR PUMPS <i>POMPE AD INGRANAGGI IN BRONZO</i>	36
	12V-24V - DC	37
	230V-110V - DC	41
	VANE PUMPS <i>POMPE A PALETTE</i>	43
	12V-24V - DC	44
	230V - DC	45

3 DIESEL ↔ OIL TRANSFER PUMPS page

ELECTRONIC PRESSURE SENSOR	46
12/24V ADJUSTABLE SPEED ELECTRONIC PRESSURE PUMPS <i>POMPE ELETTRONICHE 12/24V A VELOCITÀ REGOLABILE</i>	47
SCS - SPEED CONTROL SYSTEM	51
12/24V REVERSIBLE ELECTRONIC PUMPS <i>POMPE ELETTRONICHE REVERSIBILI 12/24V</i>	52

4 OIL TRANSFER PUMPS page

BRONZE GEAR PUMPS <i>POMPE AD INGRANAGGI IN BRONZO</i>	53
12/24V - DC	54
230V-110V - DC	58
12/24V ELECTRONIC OIL CHANGE KITS <i>KIT CAMBIO OLIO ELETTRONICI 12/24V</i>	59
RCS - REVERSIBLE CONTROL SYSTEM	60

ACCESSORIES <i>ACCESSORI</i>	61
--	----

WARRANTY AND RETURN PROCEDURE <i>GARANZIA E RESI</i>	64
--	----



SELECTION GUIDE TABLES <i>TABELLE DI GUIDA ALLA SCELTA</i>	65-67
--	-------



IT Trombe per montaggio esterno o sotto cofano funzionanti con l'aria compressa (6+12 bar) a bordo del veicolo. Suono molto potente, singolo, bitonale, a due e tre toni alternati o uniti. Cornetti in acciaio inox, ottone cromato, metallo cromato o verniciato nero e materiale plastico ad alta resistenza. Omologazione R.28 ECE-ONU. Fornite con accessori di montaggio. Disponibili con elettrovalvola, intervallatore elettronico e parapolvere in base al modello. Particolarmente adatte per camion, bus e mezzi pesanti.

DE Drucklufthorn für externe Montage oder Befestigung unter der Motorhaube, betrieben von der Kompressorluft (6+12 bar) des Fahrzeugs. Kraftvoller lautstarker Klang, in verschiedenen Klangstufen als Einzelton, Zweiklang, Dreiklang oder abwechselnden Klangstufen erhältlich. Trichter aus Edelstahl, verchromtem Messing, verchromtem oder schwarz lackiertem Metall, oder aus hoch resistentem Kunststoff. Zulassungszeichen: R.28 ECE-ONU, erhältlich mit Montageset. Wird mit Elektroventil, elektronischer Schaltung und Schutzkappe- je nach Modell geliefert. Speziell geeignet für LKW, Busse und Schwerlastfahrzeuge.

FR Avertisseurs pour montage à l'extérieur ou sous le capot fonctionnant avec l'air comprimé (6+12 bar) du véhicule. Son très puissant : son unique, bitonal, à deux ou trois tons alternés ou unis. Cornets en acier inox, laiton chromé, métal chromé ou peint en noir et plastique à haute résistance. Homologation R.28 ECE-ONU. Fournis avec accessoires de montage. Disponibles avec électrovanne, relais, dispositif électronique et couvercle de protection, selon modèle. Particulièrement indiqués pour camions, bus et véhicules lourds.

EN Air horns for external or internal mounting, working with the compressed air (6+12 bar) of the vehicle. Very powerful sound: single, twin-tone, with two or three alternating or joined tones. Trumpets in stainless steel, chromed brass, chromed or black painted metal and in high resistance plastic material. Approval R.28 ECE-ONU. Supplied with fixing hardware. Available with electric valve, electronic device and shield, according to the model. Particularly suitable for trucks, buses and heavy-duty vehicles.

ES Bocinas para montaje exterior o bajo el capot, funcionando con el aire comprimido (6+12 bar) del vehículo. Sonido muy potente: único, bitonal, a dos o tres tonos alternados o unidos. Cornetas en acero inox, latón cromado, metal cromado o pintado en negro y material plástico de alta resistencia. Homologación R.28 ECE-ONU. Fornecidas con accesorios de montaje. Disponibles con electroválvula, dispositivo electrónico y tapa de protección según el modelo. Particularmente indicadas para camiones, buses y vehículos pesados.

PT Buzinas pneumáticas para montagem externa ou sob o capot funcionando com o ar comprimido (6+12 bar) do veículo. Som muito potente, de um ou dois tons alternados ou juntos. Cornetas em aço inox, latão cromado, metal cromado ou pintado de preto e em plástico de alta resistência. Homologação R.28 ECE-ONU. Fornecidas com acessórios de montagem. Disponíveis com electroválvula, dispositivo eletrônico e tampa de proteção, conforme o modelo. Particularmente indicadas para camiões, bus e veículos pesados.

Spare parts and accessories

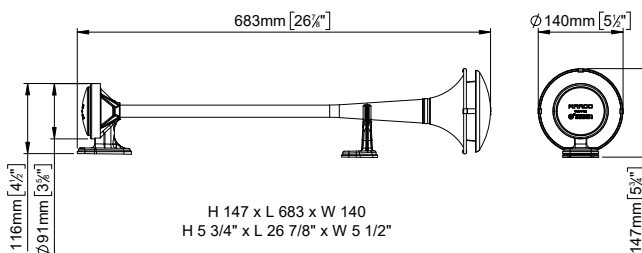
Page 24



MGT/L

▪ Fits Mercedes Actros trucks

Features



- Stainless steel
- External mounting
- Shield included

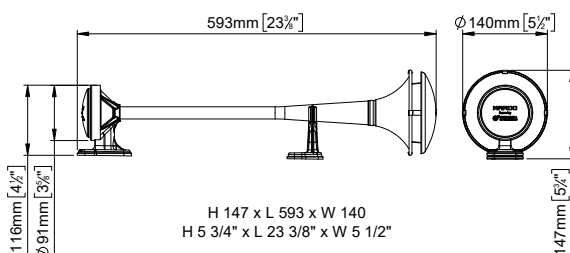
Approval R. 28 ECE-ONU

CODICE PART NUMBER	ELETTRIVALVOLA ELECTRIC VALVE	LUNGHEZZA LENGTH mm	PADIGLIONE MOUTH Ø mm	dB (A) (2m)	Hz	PESO WEIGHT
110 090 10	-	683	140	117	170	0,7 kg
110 090 13	con elettrovalvola 24V with electric valve 24V	683	140	117	170	0,7 kg

MGT/H

▪ Fits Mercedes Actros trucks

Features



- Stainless steel
- External mounting
- Shield included

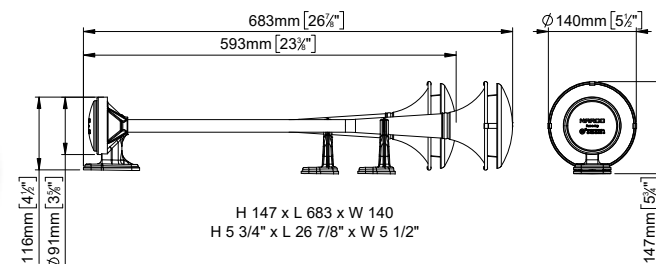
Approval R. 28 ECE-ONU

CODICE PART NUMBER	ELETTRIVALVOLA ELECTRIC VALVE	LUNGHEZZA LENGTH mm	PADIGLIONE MOUTH Ø mm	dB (A) (2m)	Hz	PESO WEIGHT
110 091 10	-	593	140	117	205	0,6 kg
110 091 13	con elettrovalvola 24V with electric valve 24V	593	140	117	205	0,6 kg

MGT

▪ Fits Mercedes Actros trucks

Features



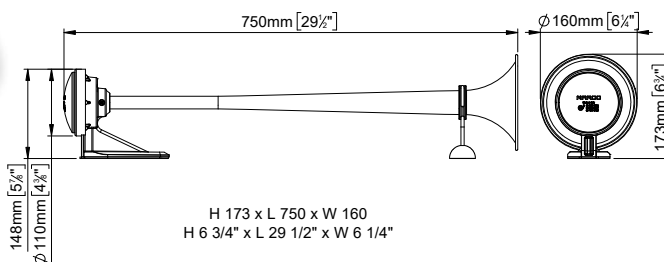

- Stainless steel
- External mounting
- Twin tone
- Shield included

Approval R. 28 ECE-ONU

CODICE PART NUMBER	ELETTRIVALVOLA ELECTRIC VALVE	LUNGHEZZA LENGTH mm	PADIGLIONE MOUTH Ø mm	dB (A) (2m)	Hz	PESO WEIGHT
110 096 10	-	683/585	140	118	170+205	1,3 kg
110 096 13	con elettrovalvola 24V with electric valve 24V	683/585	140	118	170+205	1,3 kg

GT50

Features



- Chromed brass
- External mounting

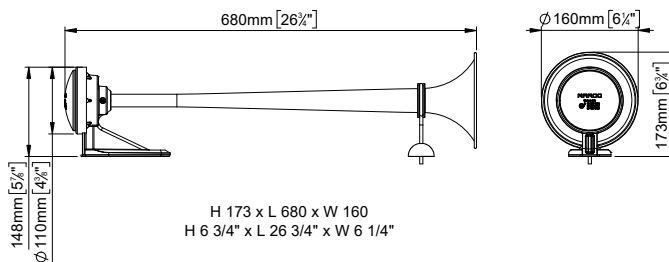
Approval R. 28 ECE-ONU

Available accessories

SH440 Page 24 V129 Page 24 EV130 Page 24

CODICE PART NUMBER	LUNGHEZZA LENGTH mm	PADIGLIONE MOUTH Ø mm	dB (A) (2m)	Hz	PESO WEIGHT
110 100 10	750	160	118	176	1,9 kg

GT51



Features

- Chromed brass
- External mounting

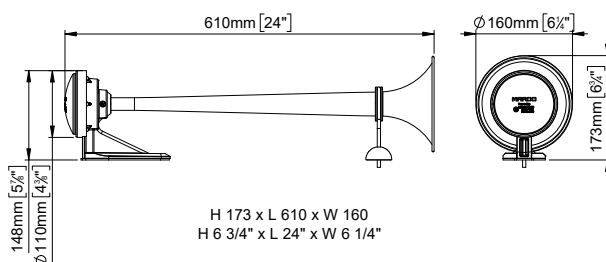
Approval R. 28 ECE-ONU

Available accessories

SH440 Page 24 V129 Page 24 EV130 Page 24

CODICE PART NUMBER	LUNGHEZZA LENGTH mm	PADIGLIONE MOUTH Ø mm	dB (A) (2m)	Hz	PESO WEIGHT
110 101 10	680	160	118	190	1,7 kg

GT52



Features

- Chromed brass
- External mounting

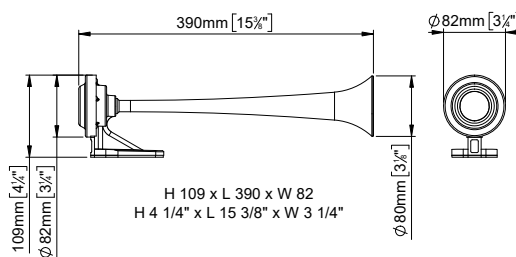

Approval R. 28 ECE-ONU

Available accessories

SH440 Page 24 V129 Page 24 EV130 Page 24

CODICE PART NUMBER	LUNGHEZZA LENGTH mm	PADIGLIONE MOUTH Ø mm	dB (A) (2m)	Hz	PESO WEIGHT
110 102 10	610	160	118	210	1,6 kg

P1



Features

- Chromed metal
- External mounting

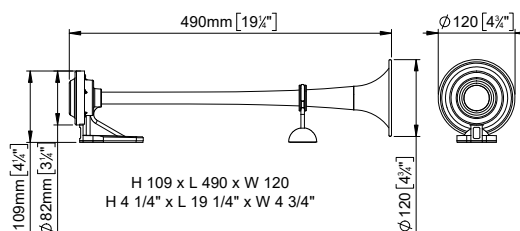
Approval R. 28 ECE-ONU

Available accessories

SH140 Page 24 V129 Page 24 EV130 Page 24

CODICE PART NUMBER	LUNGHEZZA LENGTH mm	PADIGLIONE MOUTH Ø mm	dB (A) (2m)	Hz	PESO WEIGHT
110 000 10	390	80	118	315	0,7 kg

P1/S



Features

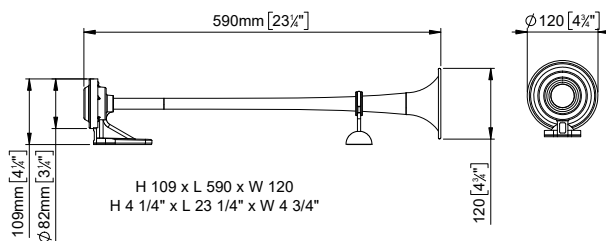
- Chromed brass
- External mounting

Available accessories

V129 Page 24 EV130 Page 24

CODICE PART NUMBER	LUNGHEZZA LENGTH mm	PADIGLIONE MOUTH Ø mm	dB (A) (2m)	Hz	PESO WEIGHT
110 001 10	490	120	117	228	1 kg

P1/LS



Features

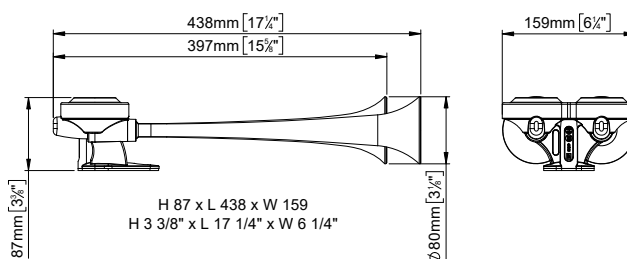
- Chromed brass
- External mounting

Available accessories

V129 Page 24 EV130 Page 24

CODICE PART NUMBER	LUNGHEZZA LENGTH mm	PADIGLIONE MOUTH Ø mm	dB (A) (2m)	Hz	PESO WEIGHT
110 002 10	590	120	117	180	1 kg

KS2



Features

- Chromed metal
- External mounting
- Twin tone

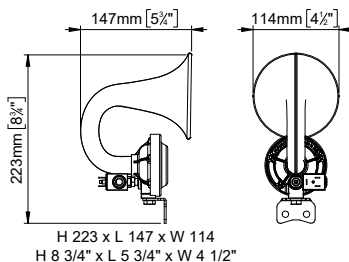
Approval R. 28 ECE-ONU

Available accessories

SH140 Page 24 V129 Page 24 EV130 Page 24

CODICE PART NUMBER	LUNGHEZZA LENGTH max. mm	PADIGLIONE MOUTH Ø mm	dB (A) (2m)	Hz	PESO WEIGHT
110 040 10	438	80	116	282/321	1,2 kg

JE/120



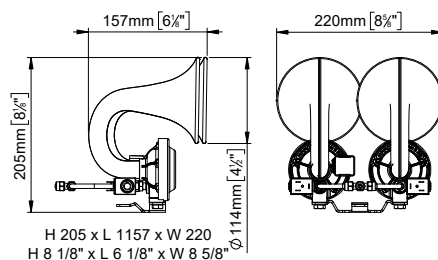
Features

- Black plastic
- Engine room mounting
- Integrated electric valve

Approval R. 28 ECE-ONU

CODICE PART NUMBER	VOLTS	PADIGLIONE MOUTH Ø mm	AMP.	dB (A) (2m)	Hz	PESO WEIGHT
110 120 12	12	114	0,8	118	400	0,6 kg
110 120 13	24	114	1,2	118	400	0,6 kg

JE/DB

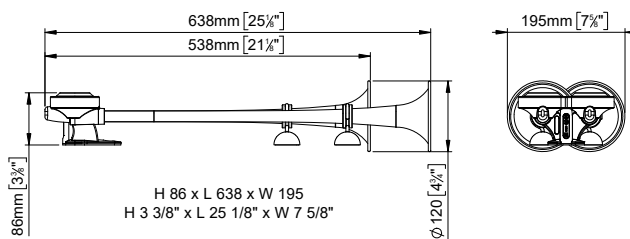


Features

- Black plastic
- Engine room mounting
- Integrated valve and electronic device
- Alternating or joined sounds

CODICE PART NUMBER	VOLTS	PADIGLIONE MOUTH Ø mm	AMP.	dB (A) (2m)	Hz	PESO WEIGHT
110 122 12	12	114	2	123	400/490	1,2 kg
110 122 13	24	114	1	123	400/490	1,2 kg

RIT



Features

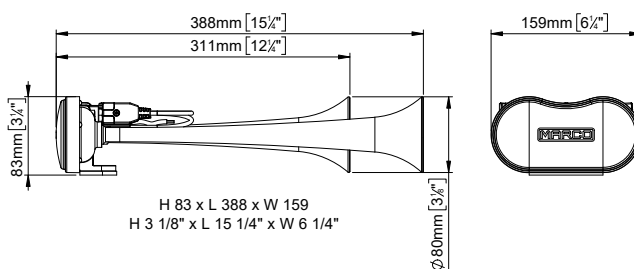
- Chromed brass
- External mounting
- Twin tone

Available accessories

V129 Page 24 EV130 Page 24 M3 Page 24

CODICE PART NUMBER	LUNGHEZZA LENGTH max. mm	PADIGLIONE MOUTH Ø mm	dB (A) (2m)	Hz	PESO WEIGHT
110 041 10	638	120	116	186/234	1,8 kg

P1/1-N

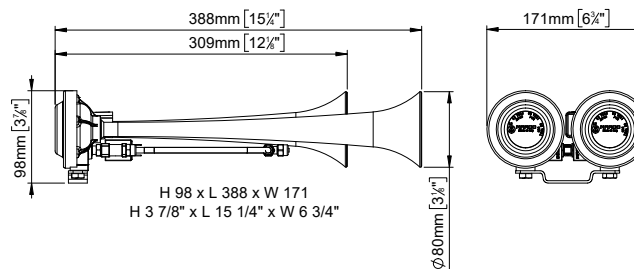


Features

- Chromed metal
- Engine room mounting
- Integrated valve and electronic device
- Alternating or joined sounds

CODICE PART NUMBER	VOLTS	LUNGHEZZA LENGTH max. mm	PADIGLIONE MOUTH Ø mm	dB (A) (2m)	Hz	PESO WEIGHT
110 060 15	12-24	388	80	121	328/412	1 kg

P1/1-E



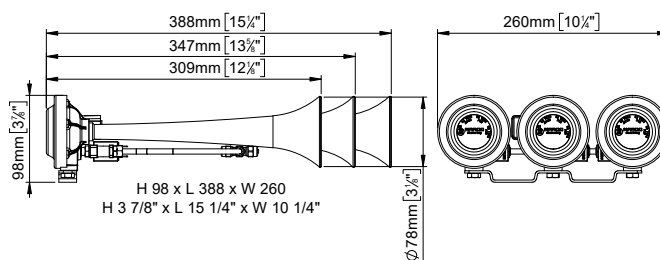
Features

- Chromed metal
- Engine room mounting
- Integrated valve and electronic device
- Alternating or joined sounds

CODICE PART NUMBER	VOLTS	LUNGHEZZA LENGTH max. mm	PADIGLIONE MOUTH Ø mm	dB (A) (2m)	Hz	PESO WEIGHT
110 061 12	12	388	80	121	328/412	1,4 kg
110 061 13	24	388	80	121	328/412	1,4 kg

P1/2-E

• Long interval



Features

- Chromed metal
- Engine room mounting
- Integrated valve and electronic device
- 3 alternating or joined sounds

CODICE PART NUMBER	VOLTS	LUNGHEZZA LENGTH max. mm	PADIGLIONE MOUTH Ø mm	dB (A) (2m)	Hz	PESO WEIGHT
110 080 12	12	388	80	118	328/368/412	2,3 kg
110 080 13	24	388	80	118	328/368/412	2,3 kg

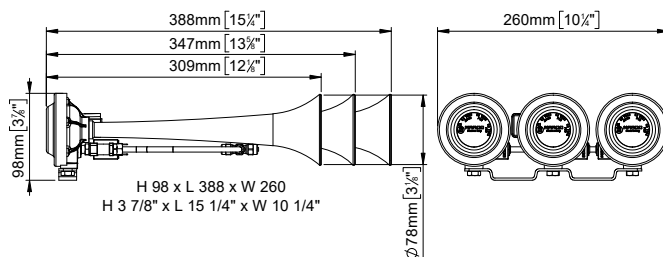
Approval R. 28 ECE-ONU

P2/3-E



Approval R. 28 ECE-ONU

Short interval



CODICE PART NUMBER	VOLTS	LUNGHEZZA LENGTH max. mm	PADIGLIONE MOUTH Ø mm	dB (A) (2m)	Hz	PESO WEIGHT
110 081 12	12	388	80	118	328/368/412	2,3 kg
110 081 13	24	388	80	118	328/368/412	2,3 kg

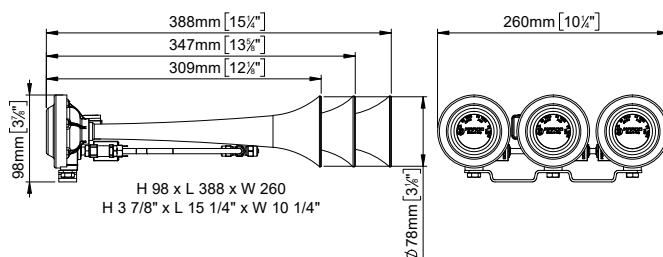
Features

- Chromed metal
- Engine room mounting
- Integrated valve and electronic device
- 3 alternating sounds

P2/M-E



Multisound



CODICE PART NUMBER	VOLTS	LUNGHEZZA LENGTH max. mm	PADIGLIONE MOUTH Ø mm	dB (A) (2m)	Hz	PESO WEIGHT
110 082 12	12	388	80	121	328/368/412	2,3 kg
110 082 13	24	388	80	121	328/368/412	2,3 kg

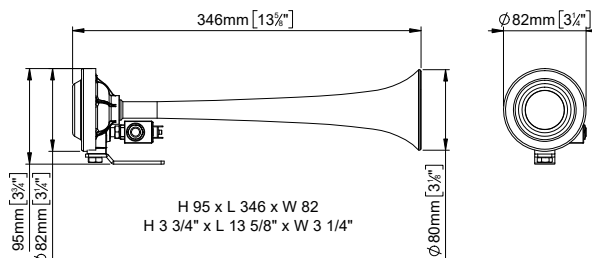
Features

- Chromed metal
- Engine room mounting
- Integrated valve and electronic device
- 7 sounds

TP1



TP1



CODICE PART NUMBER	VOLTS	LUNGHEZZA LENGTH max. mm	PADIGLIONE MOUTH Ø mm	dB (A) (2m)	Hz	PESO WEIGHT
110 010 12	12	346	80	121	368	0,8 kg
110 010 13	24	346	80	121	368	0,8 kg

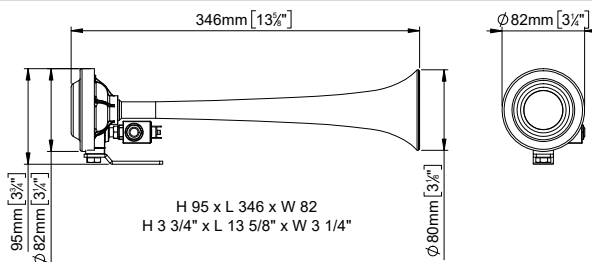
Features

- Chromed metal
- Engine room mounting
- Integrated electric valve

TP1/B



TP1/B



CODICE PART NUMBER	VOLTS	LUNGHEZZA LENGTH max. mm	PADIGLIONE MOUTH Ø mm	dB (A) (2m)	Hz	PESO WEIGHT
110 011 12	12	346	80	121	368	0,8 kg
110 011 13	24	346	80	121	368	0,8 kg

Features

- Black painted metal
- Engine room mounting
- Integrated electric valve

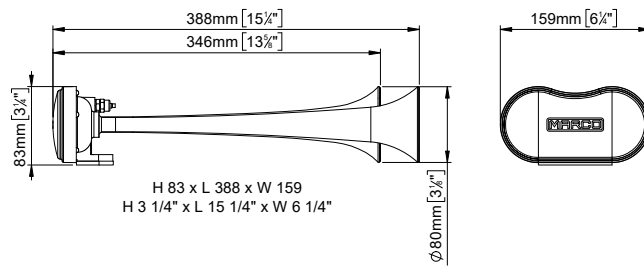
TP2



Approval R. 28 ECE-ONU

Available accessories

EV130
Page 24



CODICE PART NUMBER	LUNGHEZZA LENGTH max. mm	PADIGLIONE MOUTH Ø mm	dB (A) (2m)	Hz	PESO WEIGHT
110 020 10	388	80	118	330/370	1 kg

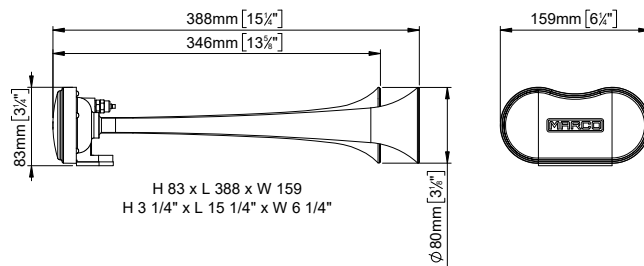
Features

- Chromed metal
- Engine room mounting
- Twin tone

TP2/130



Approval R. 28 ECE-ONU



CODICE PART NUMBER	VOLTS	LUNGHEZZA LENGTH max. mm	PADIGLIONE MOUTH Ø mm	dB (A) (2m)	Hz	PESO WEIGHT
110 021 12	12	388	80	118	330/370	1 kg
110 021 13	24	388	80	118	330/370	1 kg

Features

- Chromed metal
- Engine room mounting
- Integrated electric valve
- Twin tone



IT Trombe elettropneumatiche per montaggio esterno o sotto cofano fornite con uno o due compressori e in versioni compatte con compressore integrato. I compressori sono disponibili anche in versione rinforzata e nella nuova versione "white" per servizi gravosi e cicli prolungati. Suono molto potente, singolo, bitonale, fino a 5 note alternate e suono unito. Cornetti in acciaio inox, ottone cromato, metallo cromato e plastica ad alta resistenza. Compatibilità Elettromagnetica R.10 ECE-ONU e Omologazione R.28 ECE-ONU. Fornite con relè, tubi e hardware di fissaggio dedicati. Particolarmente adatte per veicoli leggeri, SUV, auto, moto e sui veicoli senza aria compressa a bordo.

DE Elektropneumatische Hörner für externe Montage oder Befestigung unter der Motorhaube, mit einem oder zwei Kompressoren und in den kompakten Versionen mit integriertem Kompressor. Diese sind auch in einer verstärkten Version und in der neuen "white" Version für intensivere und längere Arbeitszyklen erhältlich. Sehr kraftvoller, einfach- oder zweifach- Klang, bis zu 5 alternierende Töne und kombinierter Klang. Trichter aus Edelstahl, verchromtem Messing, verchromten Metall, oder aus hoch resistentem Kunststoff. Elektromagnetische Kompatibilität R.10 ECE-ONU und R.28 ECE-ONU Zulassung. Lieferung mit Relais, Schlauch und Befestigungsmaterial. Besonders geeignet für leichte Fahrzeuge, SUVs, Autos, Motorräder und Fahrzeuge ohne Druckluft an Bord.

FR Avertisseurs électropneumatiques pour montage à l'extérieur ou sous le capot. Fournis avec un ou deux compresseurs en 12V ou 24V, et en versions compactes avec compresseur intégré. Les compresseurs sont disponibles aussi en version renforcée et dans la nouvelle version "white" pour services intenses et longs cycles d'utilisation. Son très puissant, unique, bitonal, alterné jusqu'à 5 notes ou uni. Cornets en acier inox, laiton chromé, métal chromé et plastique à haute résistance. Compatibilité Electromagnétique R. 10 ECE-ONU et homologation R.28 ECE-ONU. Fournis avec relais et accessoires de montage. Particulièrement indiqués pour véhicules légers, SUV, voitures, moto et véhicules sans air comprimé à bord.

EN Electric air horns for external or internal mounting, supplied with one or two compressors and in compact versions with integrated compressor. The compressors are available also in a reinforced version and in the new "white" version for heavy duty service and long working cycles. Very powerful sound: single, twin-tone, up to 5 alternating or joined notes. Trumpets in stainless steel, chromed brass or metal and in high resistance plastic material. Electromagnetic Compatibility R.10 ECE-ONU and Approval R.28 ECE-ONU. Supplied with relay, tubing and fixing hardware. Particularly suitable for light vehicles, SUVs, cars, motorcycles and vehicles without compressed air on board.

ES Bocinas electroneumáticas para montaje exterior o bajo el capot fornecidas con uno o dos compresores y en versiones compactas con compresor integrado. Los compresores son disponibles también en versión reforzada y en la nueva versión "white" para servicios pesados y ciclos prolongados. Sonido muy potente: único, bitonal, hasta 5 notas alternadas o unidas. Cornetas en acero inox, latón o metal cromado y plástico de alta resistencia. Compatibilidad electromagnética R.10 ECE-ONU y Homologación R.28 ECE-ONU. Fornecidas con relé, tubos y accesorios de montaje. Particularmente indicadas para vehículos livianos, SUV, auto, moto y vehículos sin aire comprimido a bordo.

PT Buzinas electropneumáticas para montagem externa ou sob o capot, fornecidas com um ou dois compressores e em versões compactas com compressor integrado. Os compressores são disponíveis também em versão reforçada e na nova versão "white" para serviços pesados e ciclos prolongados. Som muito potente, de um, dois e até cinco tons alternados ou juntos. Cornetas em aço inox, latão ou metal cromado e em plástico de alta resistência. Compatibilidade Eletromagnética R.10 ECE-ONU. Fornecidas com relé, tubos e acessórios de fixação. Particularmente indicadas para veículos leves, SUV, carros, motos e veículos sem ar comprimido.

Spare parts and accessories

Page 24





- Double compressor
- Extremely deep and loud
- Special for SUV and light vehicles

XB2

▪ Chromed metal



XB2/B

▪ Matt black



IT Tromba elettropneumatica molto potente, caratterizzata da un suono deciso e profondo. Xtreme Blast è la tromba bitonale più potente della sua categoria. L'ausilio di due compressori elettrici, infatti, garantisce sempre un adeguato livello di pressione sonora a ciascuno dei due cornetti acustici di cui è composta. Estremamente versatile e compatta, può essere facilmente installata su qualsiasi tipo di veicolo. La tromba è composta da due compressori ad alta resistenza e una robusta base in nylon con due cornetti in metallo cromato o nero opaco. Viene fornita con relè, tubi dell'aria e accessori di montaggio.

DE Elektropneumatisches Horn mit doppeltem Kompressor, mit tiefem, mächtigem Klang. Xtreme Blast ist das stärkste Zweiklang- Horn in seiner Kategorie. Dank der zwei elektrischen Kompressoren wird somit ein angemessener Schalldruck auf beiden akustischen Hörnern gleichzeitig erreicht. Höchst vielseitig und kompakt, kann dieses Horn auf jeden Fahrzeugtyp montiert werden. Das Horn besteht aus zwei widerstandsfähigen Kompressoren und einer robusten Nylonbasis mit zwei verchromten Metall- oder schwarzen, matt lackierten Trichtern. Es wird mit Relais, Luftschläuchen und Montageset geliefert.

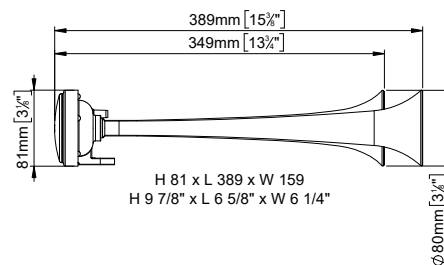
FR Avertisseur électropneumatique très puissant, caractérisé par un son puissant et profond. Xtreme Blast est l'avertisseur de deux tons plus puissant de sa catégorie. L'utilisation de deux compresseurs électriques, en fait, assure toujours un niveau adéquat de pression acoustique à chacun des deux cornets acoustiques. Très polyvalent et compact, il peut être facilement installé sur tout type de véhicule. L'avertisseur est composé de deux compresseurs de haute résistance et une robuste base en nylon avec deux cornets de métal chromé ou noir mat. Il est livré avec le relais, les tuyaux d'air et les accessoires de montage.

EN Very powerful electric air horn with deep and loud sound. Xtreme Blast is the twin-tone horn most powerful of its category. The use of two electric compressors, in fact, always ensures a proper level of sound pressure for each of the two acoustic trumpets. Highly versatile and compact, it can be easily installed on any type of vehicle. The horn is composed of two heavy duty compressors and a high resistance nylon base with two chromed metal or matt black trumpets. It is supplied with relay, air hoses and fixing hardware.

ES Bocina electroneumática muy potente, caracterizada por un sonido fuerte y profundo. Xtreme Blast es la bocina de dos tonos más poderosa de su categoría. El uso de dos compresores eléctricos, de hecho, siempre garantiza un nivel adecuado de presión de sonido en cada uno de los dos cuernos acústicos. Muy versátil y compacta, se puede instalar fácilmente en cualquier tipo de vehículo. La bocina está compuesta por dos compresores de alta resistencia y una robusta base en nylon con dos cornetas en metal cromado o negro mate. Equipada con relé, tubos de aire y accesorios de montaje.

PT Buzina eletropneumática muito poderosa, caracteriza-se por um som alto e profundo. Xtreme Blast é a buzina de dois tons mais poderosa em sua categoria. Usando dois compressores elétricos, de fato, sempre assegura um nível adequado de pressão sonora em cada uma das duas cornetas acústicas. Altamente versátil e compacta, pode ser facilmente instalada em qualquer tipo de veículo. A buzina é composta por dois compressores de alta resistência e uma robusta base em nylon com duas cornetas de metal cromado ou preto mate. Equipada com relé, tubos de ar y acessórios de montagem.

TIPO TYPE	CODICE PART NUMBER	VOLT	dB (A) (2m)	Hz	AMP.	LUNGHEZZA LENGTH mm	PADIGLIONE MOUTH Ø mm	PESO WEIGHT
XB2	112 360 12	12	116	338/422	≤ 36	389	80	2,3 kg
	112 360 13	24	116	338/422	≤ 18	389	80	2,3 kg
XB2/B	112 362 12	12	116	338/422	≤ 36	389	80	2,3 kg
	112 362 13	24	116	338/422	≤ 18	389	80	2,3 kg





- Integrated compressor
- Relay included in the kit
- Special for motorbikes and light vehicles



IT Tromba elettropneumatica compatta con suono monotonale potente. Il compressore integrato alla tromba consente l'immediata emissione del suono con la pressione del pulsante. Non è necessario alcun cablaggio del tubo dell'aria. Rapida installazione con unico punto di fissaggio. Compatibilità elettromagnetica: R. 10 ECE-ONU.

DE Kompaktes elektropneumatisches Drucklufthorn mit starkem Einzel-Ton. Der integrierte Kompressor ermöglicht die sofortige Ausgabe des Klangs durch Drücken des Schalters. Es benötigt keinen Schlauch. Einfach und schnell zu installieren. Elektromagnetische Verträglichkeit: R. 10 ECE-ONU.

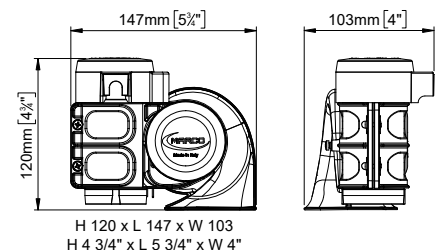
FR Avertisseur compact électropneumatique monotone avec une grande puissance sonore. Le compresseur intégré permet l'immédiate émission du son à la pression du poussoir. Il n'est pas nécessaire de câbler le tuyau pour l'air. Montage rapide avec un seul point de fixation. Compatibilité électromagnétique: R. 10 ECE-ONU.

EN Single sound electric air horn. The integrated compressor enables immediate sound output when pressing the push button. No air hosing is therefore required. Powerful sound. Easy installation with single fixing point. Electromagnetic compatibility: R. 10 ECE-ONU.


ES Bocina electro neumática compacta mono-tonal muy potente. El compresor integrado permite la emisión inmediata del sonido al apretar el interruptor. No hay necesidad de cableado del tubo del aire. Instalación rápida con un solo punto de montaje. Compatibilidad electromagnética: R. 10 ECE-ONU.

PT Buzina electroneumática compacta mono-tonal muito potente. O compressor integrado permite a emissão imediata do som puxando o interruptor. Não precisa de cablagem do tubo de ar. Instalação rápida com único ponto de montagem. Compatibilidade electromagnética: R. 10 ECE-ONU.

TIPO TYPE	CODICE PART NUMBER	VOLT	dB (A) (2m)	Hz	AMP.	OMOLOG. APPROVAL	PESO WEIGHT
HT1	112 310 12	12	≥ 110	310	≤ 20	R. 28 ECE-ONU	0,8 kg
	112 310 13	24	≥ 110	310	≤ 11	R. 28 ECE-ONU	0,8 kg
HT1/C	112 311 12	12	≥ 110	310	≤ 20	R. 28 ECE-ONU	0,8 kg
	112 311 13	24	≥ 110	310	≤ 11	R. 28 ECE-ONU	0,8 kg
HT1/W	112 312 12	12	≥ 110	310	≤ 20	R. 28 ECE-ONU	0,8 kg
	112 312 13	24	≥ 110	310	≤ 11	R. 28 ECE-ONU	0,8 kg



MOUNTING INSTRUCTION





- Integrated compressor
- Relay included in the kit
- Special for motorbikes and light vehicles

TR2



TR2/C

▪ Chrome finishing



TR2/W

▪ Heavy duty



WHITE EDITION

Sound level guaranteed up to -25°C/-13°F

IT Tromba elettropneumatica compatta con suono bitonale molto potente. Il compressore integrato alla tromba consente l'immediata emissione del suono con la pressione del pulsante. Non è necessario alcun cablaggio del tubo dell'aria. Rapida installazione con unico punto di fissaggio. Compatibilità elettromagnetica: R. 10 ECE-ONU.

DE Kompaktes elektropneumatisches Drucklufthorn mit starkem Zweiklang-Ton. Der integrierte Kompressor ermöglicht die sofortige Ausgabe des Klangs durch Drücken des Schalters. Es benötigt keinen Schlauch. Einfach und schnell zu installieren. Elektromagnetische Verträglichkeit: R. 10 ECE-ONU.

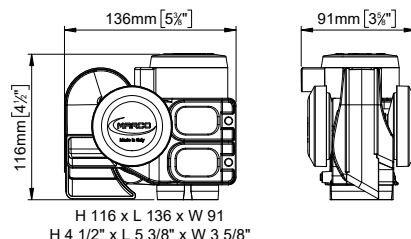
FR Avertisseur compact électropneumatique de 2 tons avec une grande puissance sonore. Le compresseur intégré permet l'immédiate émission du son à la pression du poussoir. Il n'est pas nécessaire de câbler le tuyau pour l'air. Montage rapide avec un seul point de fixation. Compatibilité électromagnétique: R. 10 ECE-ONU.

EN Twin tone electric air horn. The integrated compressor enables immediate sound output when pressing the push button. No air hosing is therefore required. Powerful sound. Easy installation with single fixing point. Electromagnetic compatibility: R. 10 ECE-ONU.

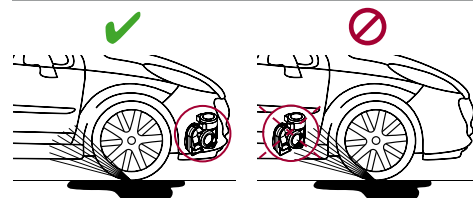
ES Bocina electroneumática compacta de 2 tonos muy potente. El compresor integrado permite la emisión inmediata del sonido al apretar el interruptor. No hay necesidad de cableado del tubo del aire. Instalación rápida con un solo punto de montaje. Compatibilidad electromagnética: R. 10 ECE-ONU.

PT Buzina electroneumática compacta de 2 tons muito potente. O compressor integrado permite a emissão imediata do som puxando o interruptor. Não precisa de cablagem do tubo de ar. Instalação rápida com único ponto de montagem. Compatibilidade electromagnética: R. 10 ECE-ONU.

TIPO TYPE	CODICE PART NUMBER	VOLT	dB (A) (2m)	Hz	AMP.	OMOLOG. APPROVAL	PESO WEIGHT
TR2	112 030 12	12	≥ 112	520/660	≤ 20	R. 28 ECE-ONU	0,8 kg
	112 030 13	24	≥ 112	520/660	≤ 11	R. 28 ECE-ONU	0,8 kg
TR2/C	112 031 12	12	≥ 112	520/660	≤ 20	R. 28 ECE-ONU	0,8 kg
	112 031 13	24	≥ 112	520/660	≤ 11	R. 28 ECE-ONU	0,8 kg
TR2/W	112 032 12	12	≥ 112	520/660	≤ 20	R. 28 ECE-ONU	0,8 kg
	112 032 13	24	≥ 112	520/660	≤ 11	R. 28 ECE-ONU	0,8 kg



MOUNTING INSTRUCTION



- Integrated compressor
- Special for motorbikes and light vehicles
- Easy compressor installation in areas protected from dust and water

TR2/S



TR2/SW

▪Heavy duty



IT Tromba elettropneumatica compatta con suono bitonale molto potente. Massima protezione del compressore contro gli agenti esterni. Rapida installazione con multiple possibilità di punti di fissaggio. Fornita con relé, accessori di montaggio e tubo. Compatibilità elettromagnetica: R. 10 ECE-ONU.

DE Kompaktes elektropneumatisches Druckluftthorn mit starkem Zweiklang-Ton. Verbessert Schutz des Kompressors vor äusseren Einflüssen. Schnell zu installieren mit mehreren Möglichkeiten der Befestigungspunkte. Geliefert mit Relais, Montageset und Schlauch. Elektromagnetische Verträglichkeit: R. 10 ECE-ONU.

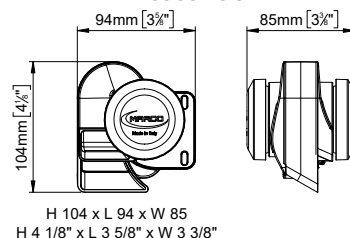
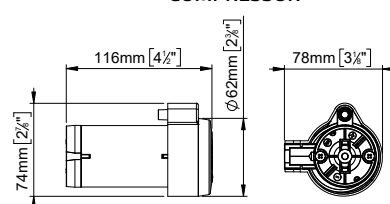
FR Avertisseur compact électropneumatique de 2 tons avec une grande puissance sonore haute. Protection du compresseur contre les agents extérieurs. Installation rapide avec des multiples possibilités de points de fixation. Fourni avec relais, accessoires de montage et tuyau d'air. Compatibilité électromagnétique: R. 10 ECE-ONU.

EN Electric air horn with twin tone, very powerful. Maximum protection of the compressor from external agents. Easy installation with multiple fixing possibilities. Supplied with relay, fixing accessories and pipe. Electromagnetic compatibility: R. 10 ECE-ONU.

ES Bocina electroneumática compacta de 2 tonos muy potente. Máxima protección del compresor contra agentes externos. Instalación rápida con diferentes puntos de montaje. Completa de relé, accesorios de montaje y tubo del aire. Compatibilidad electromagnética: R. 10 ECE-ONU.

PT Buzina eletropneumática compacta de 2 tons, muito potente. Máxima proteção do compressor contra agentes externos. Instalação rápida com múltiplas possibilidades de pontos de fixação. Fornecida com relé, acessórios de fixação e tubagens. Compatibilidade eletromagnética: R. 10 ECE-ONU.

TIPO TYPE	CODICE PART NUMBER	VOLT	dB (A) (2m)	Hz	AMP.	OMOLOG. APPROVAL	PESO WEIGHT
TR2/S	112 035 12	12	≥ 112	520/660	≤ 20	R. 28 ECE-ONU	0,8 kg
	112 035 13	24	≥ 112	520/660	≤ 11	R. 28 ECE-ONU	0,8 kg
TR2/SW	112 036 12	12	≥ 112	520/660	≤ 20	R. 28 ECE-ONU	0,8 kg
	112 036 13	24	≥ 112	520/660	≤ 11	R. 28 ECE-ONU	0,8 kg

UNITÀ ACUSTICA
ACOUSTIC UNITCOMPRESSORE
COMPRESSOR

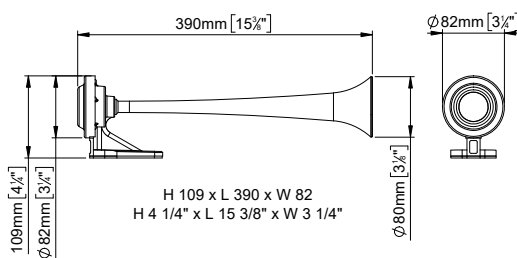
K1



12V
24V

Available accessories

SH140
Page 24



CODICE PART NUMBER	VOLTS	AMP.	LUNGHEZZA LENGTH mm	PADIGLIONE MOUTH Ø mm	dB (A) (2m)	Hz	PESO WEIGHT
112 300 12	12	≤ 20	390	80	113	330	1,4 kg
112 300 13	24	≤ 11	390	80	113	330	1,4 kg

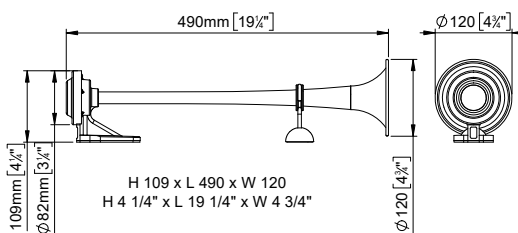
Features

- Chromed metal
- External mounting

K1/S



12V
24V



CODICE PART NUMBER	VOLTS	AMP.	LUNGHEZZA LENGTH mm	PADIGLIONE MOUTH Ø mm	dB (A) (2m)	Hz	PESO WEIGHT
112 301 12	12	≤ 20	490	80	111	222	1,5 kg
112 301 13	24	≤ 11	490	80	111	222	1,5 kg

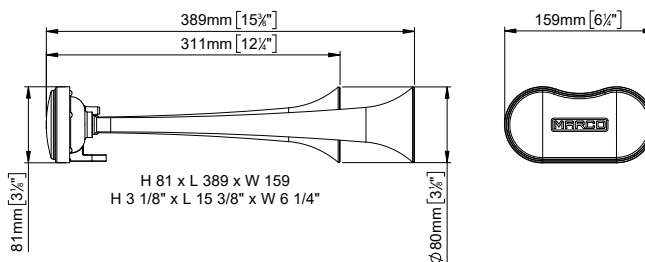
Features

- Chromed metal
- External mounting

K2



12V
24V



CODICE PART NUMBER	VOLTS	AMP.	LUNGHEZZA LENGTH max. mm	PADIGLIONE MOUTH Ø mm	dB (A) (2m)	Hz	PESO WEIGHT
112 340 12	12	≤ 20	389	80	113	338/422	2 kg
112 340 13	24	≤ 11	389	80	113	338/422	2 kg

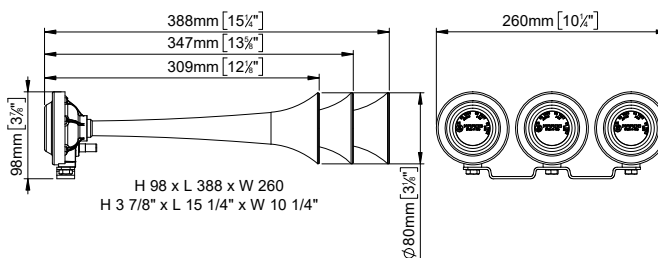
Features

- Chromed metal
- Alternating sounds

K3/4



12V
24V



CODICE PART NUMBER	VOLTS	AMP.	LUNGHEZZA LENGTH max. mm	PADIGLIONE MOUTH mm	dB (A) (2m)	Hz	PESO WEIGHT
112 342 12	12	≤ 20	388	80	113	328/368/412	2,2 kg
112 342 13	24	≤ 11	388	80	113	328/368/412	2,2 kg

Features

- Chromed metal
- 3 alternating or joined sounds

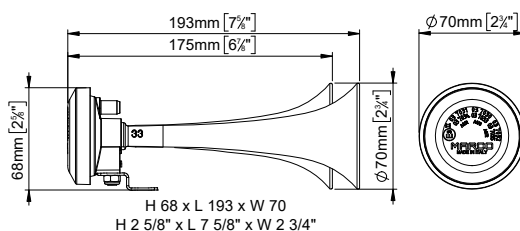
CL2



12V

24V

Approval R. 28 ECE-ONU



Features

- Chromed metal
- Twin tone

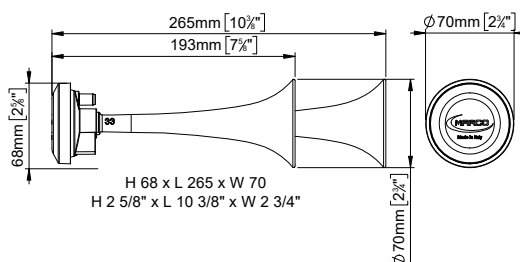
CODICE PART NUMBER	VOLTS	AMP.	LUNGHEZZA LENGTH max. mm	PADIGLIONE MOUTH mm	dB (A) (2m)	Hz	PESO WEIGHT
112 020 12	12	≤ 20	193	70	118	692/756	1,2 kg
112 020 13	24	≤ 11	193	70	118	692/756	1,2 kg

EA2



12V

24V



Features

- Chromed metal
- Alternating sounds

CODICE PART NUMBER	VOLTS	AMP.	LUNGHEZZA LENGTH max. mm	PADIGLIONE MOUTH mm	dB (A) (2m)	Hz	PESO WEIGHT
112 040 12	12	≤ 20	265	70	117	484/676	1,6 kg
112 040 13	24	≤ 11	265	70	117	484/676	1,6 kg

TT2



12V

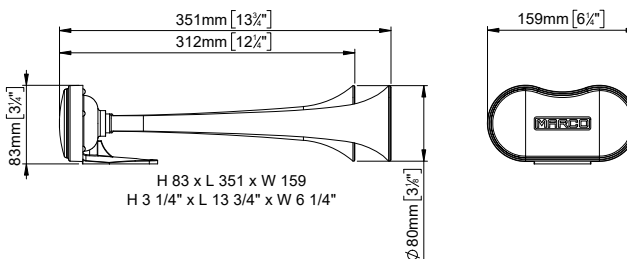
24V

Approval R. 28 ECE-ONU

Available accessories

SH140

Page 24



Features

- Chromed metal
- External mounting
- Twin tone

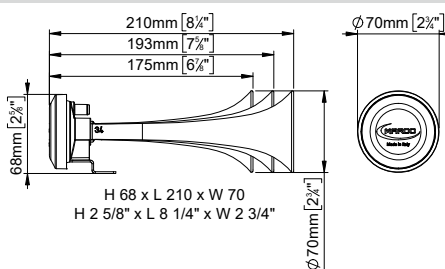
CODICE PART NUMBER	VOLTS	AMP.	LUNGHEZZA LENGTH max. mm	PADIGLIONE MOUTH mm	dB (A) (2m)	Hz	PESO WEIGHT
112 320 12	12	≤ 20	351	∅ 80	110	378/422	1,8 kg
112 320 13	24	≤ 11	351	∅ 80	110	378/422	1,8 kg

FG3/4



12V

24V



Features

- Chromed metal
- 3 alternating or joined sounds

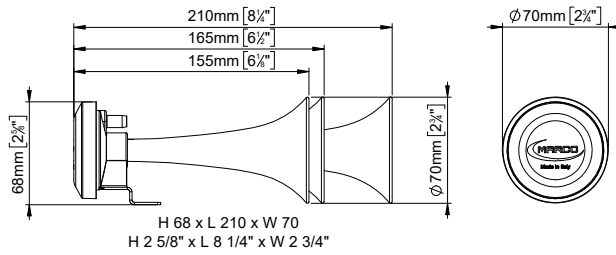
CODICE PART NUMBER	VOLTS	AMP.	LUNGHEZZA LENGTH max. mm	PADIGLIONE MOUTH mm	dB (A) (2m)	Hz	PESO WEIGHT
112 100 12	12	≤ 20	210	∅ 70	108	604/688/758	1,8 kg
112 100 13	24	≤ 11	210	∅ 70	108	604/688/758	1,8 kg

ELECTRIC AIR HORNS

F3/R



12V
24V



Features

- Red plastic
- 3 alternating or joined sounds

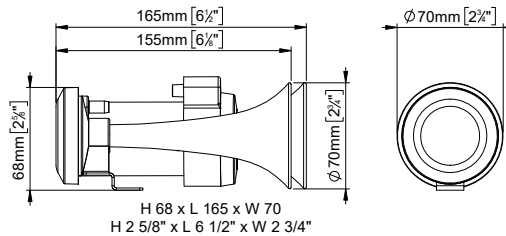
CODICE PART NUMBER	VOLTS	AMP.	LUNGHEZZA LENGTH max. mm	PADIGLIONE MOUTH Ø mm	dB (A) (2m)	Hz	PESO WEIGHT
112 080 12	12	≤ 20	210	Ø 70	108	600/735/785	1,4 kg
112 080 13	24	≤ 11	210	Ø 70	108	600/735/785	1,4 kg

A2/S



12V
24V

Approval R. 28 ECE-ONU



Features

- Red plastic
- Twin tone

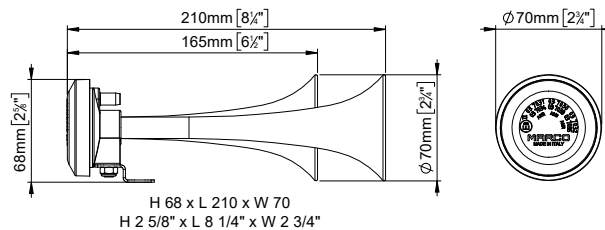
CODICE PART NUMBER	VOLTS	AMP.	LUNGHEZZA LENGTH max. mm	PADIGLIONE MOUTH mm	dB (A) (2m)	Hz	PESO WEIGHT
112 001 12	12	≤ 20	165	70	118	735/785	0,9 kg
112 001 13	24	≤ 11	165	70	118	735/785	0,9 kg

A2/R



12V
24V

Approval R. 28 ECE-ONU



Features

- Red plastic
- Twin tone

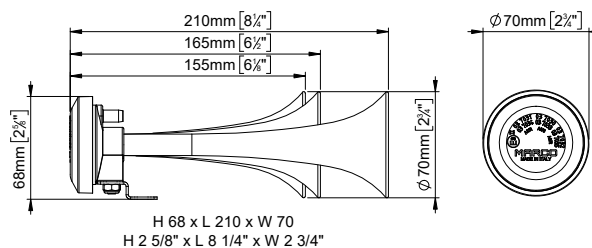
CODICE PART NUMBER	VOLTS	AMP.	LUNGHEZZA LENGTH max. mm	PADIGLIONE MOUTH mm	dB (A) (2m)	Hz	PESO WEIGHT
112 000 12	12	≤ 20	210	70	117	600/735	0,9 kg
112 000 13	24	≤ 11	210	70	117	600/735	0,9 kg

A3/R



12V
24V

Approval R. 28 ECE-ONU



Features

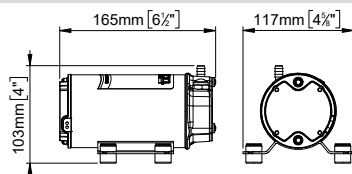
- Red plastic
- 3 joined sounds

CODICE PART NUMBER	VOLTS	AMP.	LUNGHEZZA LENGTH max. mm	PADIGLIONE MOUTH mm	dB (A) (2m)	Hz	PESO WEIGHT
112 002 12	12	≤ 20	210	70	118	600/735/785	1,2 kg
112 002 13	24	≤ 11	210	70	118	600/735/785	1,2 kg

M1



12V
24V



H 103 x L 165 x W 117
H 4" x L 6 1/2" x W 4 5/8"

Features

- Oil free
- Continuous duty cycles

PRESSIONE
PRESSURE
max.

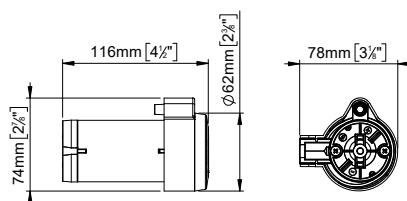
**2 bar
29 psi**

CODICE PART NUMBER	VOLTS	MOTORE MOTOR	CORPO BODY	ROTORE ROTOR	DIMENSIONI DIMENSIONS mm	PESO WEIGHT
135 000 12	12	240W	Alluminio Aluminum	Alluminio Aluminum	103 x 165 x 117	2,4 kg
135 000 13	24	240W	Alluminio Aluminum	Alluminio Aluminum	103 x 165 x 117	2,4 kg

M2



12V
24V



H 74 x L 116 x W 78
H 2 7/8" x L 4 1/2" x W 3 1/8"

Features

- Oil free
- R. 10 ECE-ONU

PRESSIONE
PRESSURE
max.

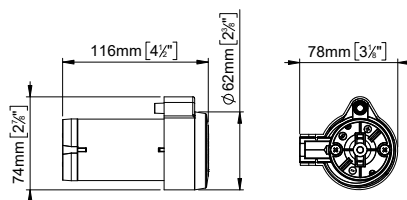
**1 bar
14.5 psi**

CODICE PART NUMBER	VOLTS	MOTORE MOTOR	CORPO BODY	ROTORE ROTOR	DIMENSIONI DIMENSIONS mm	PESO WEIGHT
113 100 02	12	240W	Alluminio Aluminum	POM	74 x 116 x 78	0,5 kg
113 100 03	24	240W	Alluminio Aluminum	POM	74 x 116 x 78	0,5 kg

M2R



12V
24V



H 74 x L 116 x W 78
H 2 7/8" x L 4 1/2" x W 3 1/8"

Features

- Oil free
- Reinforced for longer cycles
- R. 10 ECE-ONU

PRESSIONE
PRESSURE
max.

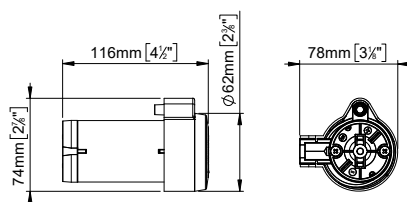
**1,1 bar
16 psi**

CODICE PART NUMBER	VOLTS	MOTORE MOTOR	CORPO BODY	ROTORE ROTOR	DIMENSIONI DIMENSIONS mm	PESO WEIGHT
113 101 02	12	240W	Alluminio Aluminum	PSU	74 x 116 x 78	0,5 kg
113 101 03	24	240W	Alluminio Aluminum	PSU	74 x 116 x 78	0,5 kg

M2W



12V
24V



H 74 x L 116 x W 78
H 2 7/8" x L 4 1/2" x W 3 1/8"

Features

- Oil free
- Heavy duty operations
- Special for extreme weather conditions
- R. 10 ECE-ONU

PRESSIONE
PRESSURE
max.

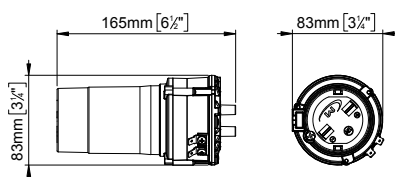
**1,2 bar
17.4 psi**

CODICE PART NUMBER	VOLTS	MOTORE MOTOR	CORPO BODY	ROTORE ROTOR	DIMENSIONI DIMENSIONS mm	PESO WEIGHT
113 102 02	12	240W	Alluminio Aluminum	PSU	74 x 116 x 78	0,5 kg
113 102 03	24	240W	Alluminio Aluminum	PSU	74 x 116 x 78	0,5 kg

MK2



12V
24V



H 83 x L 165 x W 83
H 3 1/4" x L 6 1/2" x W 3 1/4"

Features

- Oil free
- Alternating or joined sounds

PRESSIONE
PRESSURE
max.

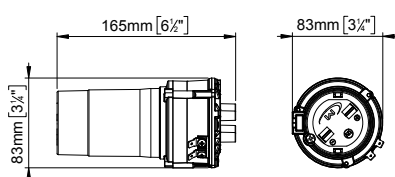
1 bar
14.5 psi

CODICE PART NUMBER	VOLTS	MOTORE MOTOR	CORPO BODY	ROTORE ROTOR	DIMENSIONI DIMENSIONS mm	PESO WEIGHT
113 120 02	12	240W	Alluminio Aluminum	PPS	83 x 165 x 83	0,75 kg
113 120 03	24	240W	Alluminio Aluminum	PPS	83 x 165 x 83	0,75 kg

MF3



12V
24V



H 83 x L 165 x W 83
H 3 1/4" x L 6 1/2" x W 3 1/4"

Features

- Oil free
- 3 alternating or joined sounds

PRESSIONE
PRESSURE
max.

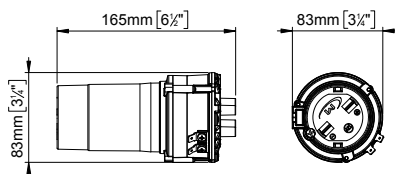
1 bar
14.5 psi

CODICE PART NUMBER	VOLTS	MOTORE MOTOR	CORPO BODY	ROTORE ROTOR	DIMENSIONI DIMENSIONS mm	PESO WEIGHT
113 040 02	12	240W	Alluminio Aluminum	PPS	83 x 165 x 83	0,5 kg
113 040 03	24	240W	Alluminio Aluminum	PPS	83 x 165 x 83	0,5 kg

MAA5



12V
24V



H 83 x L 165 x W 83
H 3 1/4" x L 6 1/2" x W 3 1/4"

Features

- Oil free
- 5 alternating sounds

PRESSIONE
PRESSURE
max.

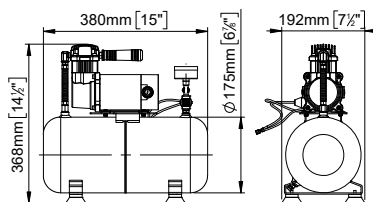
1 bar
14.5 psi

CODICE PART NUMBER	VOLTS	MOTORE MOTOR	CORPO BODY	ROTORE ROTOR	DIMENSIONI DIMENSIONS mm	PESO WEIGHT
113 060 02	12	240W	Alluminio Aluminum	PPS	83 x 165 x 83	0,5 kg

M3



12V
24V



H 368 x L 380 x W 192
H 14 1/2" x L 15" x W 7 1/2"

Features

- 8 liters tank
- Push-on fitting
- Stainless steel

PORTATA
AIR FLOW RATE
max.

47 l/min
12.4 gpm

PRESSIONE
PRESSURE
max.

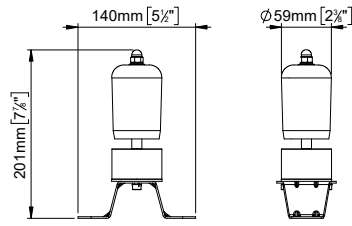
8 bar
116 psi

CODICE PART NUMBER	VOLTS	MOTORE MOTOR	ATTACCO CONNECTION	DIMENSIONI DIMENSIONS mm	PESO WEIGHT
135 100 12	12	240 W	Ø 6 mm int.	368 x 380 x 192	9 Kg
135 100 13	24	240 W	Ø 6 mm int.	368 x 380 x 192	9 Kg

TW1



Features



H 201 x L 140 x W 59
H 7 7/8" x L 5 1/2" x W 2 3/8"

- Original train whistle
- Chromed brass
- Compressed air

Available accessories

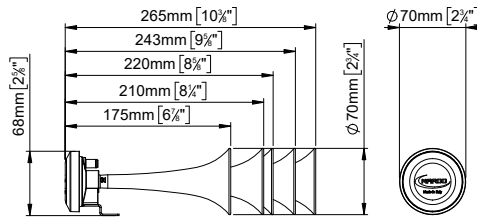
EV130/S
Page 24

CODICE PART NUMBER	PRESSIONE ARIA AIR PRESSURE min. bar	dB (A) (2m)	Hz	RACCORDI CONNECTIONS Ø mm	PESO WEIGHT
110 140 10	8	112	900	8	1,5 kg

AA5



Features



H 68 x L 265 x W 70
H 2 5/8" x L 10 3/8" x W 2 3/4"

- Musical tune "Cucaracha"
- Electric air horn
- Chromed metal
- 5 alternating sounds

12V

CODICE PART NUMBER	VOLTS	MOTIVO MUSICALE MUSICAL TUNE	CORNETTO TRUMPET	CORNETTI n° TRUMPETS No.	PESO WEIGHT
112 180 12	12	Cucaracha	metallo cromato chromed metal	5	2,4 kg

SH



▪ Front covers

TIPO TYPE	CODICE PART NUMBER	Ø mm	MATERIALE MATERIAL	PER FOR	IMBALLO PACKING	Pcs. x carton
SH140	111 000 00	80	plastica cromata chromed plastic	P1 KS2	Sacchetto Bag	1
SH240	111 003 00	140	plastica cromata chromed plastic	MGT MGT/L MGT/H	Sacchetto Bag	1
SH440	111 002 00	160	plastica cromata chromed plastic	GT50 GT51 GT52	Sacchetto Bag	1

V129



▪ Hand valve

TIPO TYPE	CODICE PART NUMBER	RACCORDI CONNECTIONS Ø mm	PESO WEIGHT	IMBALLO PACKING	Pcs. x carton
V129	111 080 20	6	0,15 kg	Blister	24
V129/8	111 081 10	8	0,15 kg	Blister	24

EV130



▪ Electric valve

TIPO TYPE	CODICE PART NUMBER	VOLTS	RACCORDI CONNECTIONS Ø mm	PESO WEIGHT	IMBALLO PACKING	Pcs. x carton
EV130	111 100 22	12	6	0,23 kg	Blister	18
	111 100 23	24	6	0,23 kg	Blister	18

EV130/S



▪ Electric valve

TIPO TYPE	CODICE PART NUMBER	VOLTS	RACCORDI CONNECTIONS Ø mm	PESO WEIGHT	IMBALLO PACKING	Pcs. x carton
EV130/S	111 120 12	12	8	0,52 kg	Box	28
	111 120 13	24	8	0,52 kg	Box	28

EV3NC



▪ Electric valve

TIPO TYPE	CODICE PART NUMBER	VOLTS	RACCORDI CONNECTIONS Ø mm	PESO WEIGHT	IMBALLO PACKING	Pcs. x carton
EV3NC	124 000 13	24	6	0,52 kg	Box	28

▪ Chromed metal



TIPO TYPE	CODICE PART NUMBER	DESCRIZIONE DESCRIPTIONS	RACCORDI CONNECTIONS Ø mm	IMBALLO PACKING
RT6/4	111 300 00	Tubo in Rilsan per aria compressa Rilsan tubing for compressed air	6/4	Sacchetto Bag
RT8/6	111 301 00	Tubo in Rilsan per aria compressa Rilsan tubing for compressed air	8/6	Sacchetto Bag
GTX1	111 321 00	Kit di fissaggio per una tromba pneumatica Fixing kit for one air horn	6/4	Sacchetto Bag
GTX2	111 320 00	Kit di fissaggio per due trombe pneumatiche Fixing kit for two air horns	6/4 8/6	Sacchetto Bag
TC666	111 340 00	Raccordo a T per tubo Ø 6-6-6 T-connection for tubing Ø 6-6-6	6-6-6	Sacchetto Bag
TC868	111 342 00	Raccordo a T per tubo Ø 8-6-8 T-connection for tubing Ø 8-6-8	8-6-8	Sacchetto Bag
TC888	111 343 00	Raccordo a T per tubo Ø 8-8-8 T-connection for tubing Ø 8-8-8	8-8-8	Sacchetto Bag
XC6/4	111 360 00	Raccordo a X X-Connection	6/4	Sacchetto Bag
YC/P	113 000 00	Raccordo a Y in plastica Y-connection	7	Sacchetto Bag



IT Avvisatori elettromagnetici 12V e 24V singoli o in coppia per montaggio esterno o sotto cofano complete di staffa di fissaggio. Disponibili con cornetto, base e membrana in acciaio inox, con unità acustica a chiocciola in plastica ad alta resistenza e due morsetti, a disco risonatore con diametro di 90mm o 70mm e in versione elettronica multitemensione. Suono acuto, grave o bitonale. Omologazioni R.28 ECE-ONU e UL. Particolarmente adatti per auto, moto, carrelli elevatori e veicoli commerciali.

DE 12V und 24V elektromagnetische Hörner einzeln oder gepaart, für externe Montage oder Befestigung unter der Motorhaube, komplett mit Befestigungswinkel. Erhältlich mit Horn, Aufbaustruktur und Membran aus Edelstahl, mit hochwiderstandsfähigem Kunststoff-Spiralakkustikgerät und zwei Klemmen, oder Teller-Horn mit 90 mm oder 70 mm Durchmesser und in elektronischer Multi-Voltage-Version. Akuter, tiefer oder zweiklang Ton. Zulassungen: R.28 ECE-ONU und UL. Besonders geeignet für Autos, Motorräder, Gabelstapler und Nutzfahrzeuge.

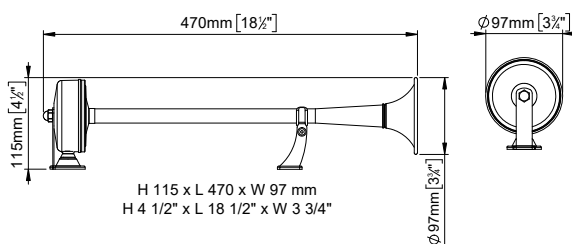
FR Avertisseurs électromagnétiques 12V et 24V uniques ou en jeu pour montage à l'extérieur ou sous le capot, avec étrier de fixation. Disponibles avec cornet, base et membrane en acier inox, avec unité acoustique à spirale en plastique haute résistance et deux bornes, à disque de résonance de diamètre 90mm ou 70mm, et en version électronique multi tension. Son aigu, grave et bitonal. Homologations: R.28 ECE-ONU et UL. Particulièrement indiqués pour voitures, moto, chariots élévateurs et véhicules commerciaux.

EN Electromagnetic horns 12V and 24V, supplied as single units or in pairs for external or internal mounting, complete with fixing bracket. Available with trumpet, base and diaphragm in stainless steel, with spiral acoustic unit in high resistance plastic material and two pins, in disc version with 90mm and 70mm diameters and in multi-tension electronic version. High, low or twin-tone sound. R.28 ECE-ONU and UL approvals. Particularly suitable for cars, motorcycles, forklifts and commercial vehicles.

ES Bocinas electromagnéticas 12V y 24V únicas o en pareja para montaje exterior o bajo el capot, completas de abrazadera de fijación. Disponibles con corneta, base y membrana en acero inox, con unidad acústica a caracol en plástico de alta resistencia y dos terminales, en versión de disco resonante con diámetros 90 mm o 70mm o en versión electrónica multi-tensión. Sonido agudo, grave o bitonal. Homologaciones: R.28 ECE-ONU y UL. Particularmente indicadas para auto, moto, carretillas elevadoras y vehículos comerciales.

PT Buzinas eletromagnéticas 12V e 24V, únicas ou em pares para montagem externa ou sob o capot, completas com suporte de fixação. Disponíveis com corneta, base e membrana em aço inox, com unidade acústica em espiral de plástico de alta resistência e com dois terminais, com forma de disco com diâmetro de 90mm ou 70mm e em versão eletrônica multitemensões. Som agudo, grave ou bitonal. Homologações R.28 ECE-ONU e UL. Particularmente indicadas para carros, motos, empilhadeiras e veículos comerciais.

EMX1



Features

- Completely stainless steel
- Wire integrated into the mounting support
- Low tone

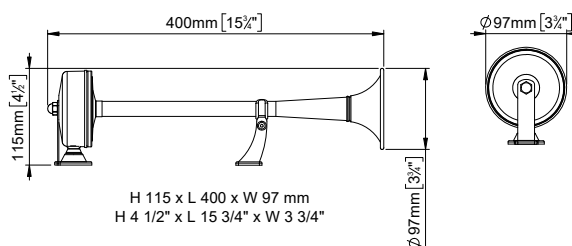
12V

24V

Approval R. 28 ECE-ONU

CODICE PART NUMBER	VOLTS	LUNGHEZZA LENGTH mm	PADIGLIONE MOUTH mm	dB (A) (2m)	Hz	AMP.	PESO WEIGHT
132 043 12	12	470	Ø 97	119	340	6	0,9 kg
132 043 13	24	470	Ø 97	119	340	3	0,9 kg

EMX2



Features

- Completely stainless steel
- Wire integrated into the mounting support
- High tone

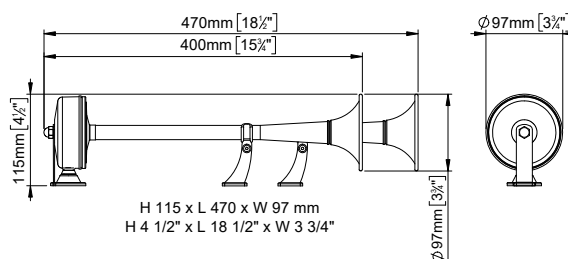
12V

24V

Approval R. 28 ECE-ONU

CODICE PART NUMBER	VOLTS	LUNGHEZZA LENGTH mm	PADIGLIONE MOUTH mm	dB (A) (2m)	Hz	AMP.	PESO WEIGHT
132 042 12	12	400	Ø 97	119	370	6	0,9 kg
132 042 13	24	400	Ø 97	119	370	3	0,9 kg

EMX1/2



Features

- Completely stainless steel
- Wire integrated into the mounting support
- Twin tone

12V

24V

Approval R. 28 ECE-ONU

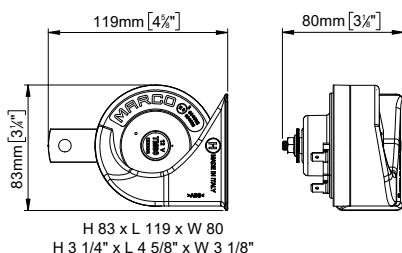
CODICE PART NUMBER	VOLTS	LUNGHEZZA LENGTH mm	PADIGLIONE MOUTH mm	dB (A) (2m)	Hz	AMP.	PESO WEIGHT
132 061 12	12	470/400	Ø 97	122	340/370	12	1,8 kg
132 061 13	24	470/400	Ø 97	122	340/370	6	1,8 kg

TM80/H



12V
24V

Approval R. 28 ECE-ONU



H 83 x L 119 x W 80
H 3 1/4" x L 4 5/8" x W 3 1/8"

Features

- High tone
- 2 pins
- Ø 80 mm

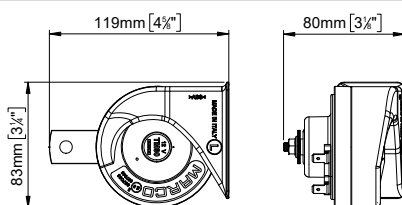
CODICE PART NUMBER	VOLT	AMP.	dB (A) (2m)	Hz	PESO WEIGHT
100 030 12	12	≤ 4,0	≥ 109	500 ± 5%	0,2 kg
100 030 13	24	≤ 2,5	≥ 109	500 ± 5%	0,2 kg

TM80/L



12V
24V

Approval R. 28 ECE-ONU



H 83 x L 119 x W 80
H 3 1/4" x L 4 5/8" x W 3 1/8"

Features

- Low tone
- 2 pins
- Ø 80 mm

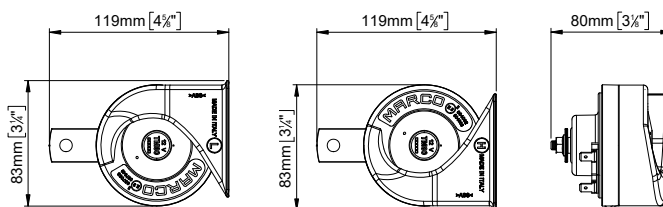
CODICE PART NUMBER	VOLT	AMP.	dB (A) (2m)	Hz	PESO WEIGHT
100 031 12	12	≤ 4,0	≥ 109	400 ± 5%	0,2 kg
100 031 13	24	≤ 2,5	≥ 109	400 ± 5%	0,2 kg

TM80/N



12V
24V

Approval R. 28 ECE-ONU



H 83 x L 119 x W 80
H 3 1/4" x L 4 5/8" x W 3 1/8"

H 83 x L 119 x W 80
H 3 1/4" x L 4 5/8" x W 3 1/8"

Features

- Twin tone
- 2 pins
- Relay included
- Ø 80 mm

CODICE PART NUMBER	VOLT	AMP.	dB (A) (2m)	Hz	PESO WEIGHT
100 080 12	12	≤ 8,0	≥ 112	(500 - 400) ± 5%	0,44 kg
100 080 13	24	≤ 5,0	≥ 112	(500 - 400) ± 5%	0,44 kg

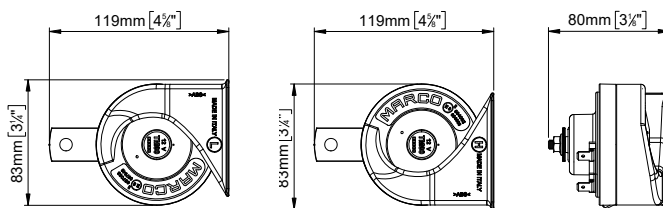
TM80/R



12V

Approval R. 28 ECE-ONU

• M.O.Q. 120 pcs



H 83 x L 119 x W 80
H 3 1/4" x L 4 5/8" x W 3 1/8"

H 83 x L 119 x W 80
H 3 1/4" x L 4 5/8" x W 3 1/8"

Features

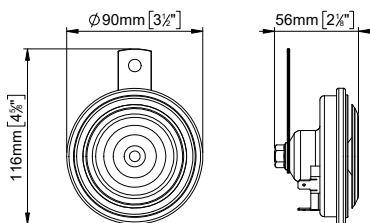
- Twin tone
- 2 pins
- Relay included
- Red plastic caps
- Ø 80 mm

CODICE PART NUMBER	VOLT	AMP.	dB (A) (2m)	Hz	PESO WEIGHT
100 081 12	12	≤ 8,0	≥ 112	(500 - 400) ± 5%	0,44 kg

90/1-H



Approval R. 28 ECE-ONU



H 116 x L 90 x W 56
H 4 5/8" x L 3 1/2" x W 2 1/8"

Features

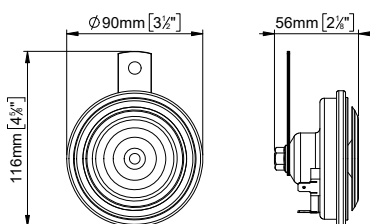
- Electromagnetic horn
- High tone
- 2 pins

CODICE PART NUMBER	VOLTS	AMP.	PADIGLIONE MOUTH mm	dB (A) (2m)	Hz	IMBALLO PACKING	PESO WEIGHT
102 000 12	12	3,5	Ø 90	112	420	Box	0,3 kg
102 000 13	24	2,5	Ø 90	112	420	Box	0,3 kg
102 000 15	36/48	1	Ø 90	112	420	Box	0,3 kg
102 000 18	80	0,6	Ø 90	112	420	Box	0,3 kg

90/1-L



Approval R. 28 ECE-ONU



H 116 x L 90 x W 56
H 4 5/8" x L 3 1/2" x W 2 1/8"

Features

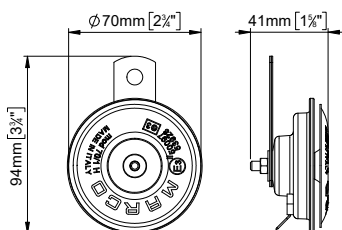
- Electromagnetic horn
- Low tone
- 2 pins

CODICE PART NUMBER	VOLTS	AMP.	PADIGLIONE MOUTH mm	dB (A) (2m)	Hz	IMBALLO PACKING	PESO WEIGHT
102 020 12	12	3,5	Ø 90	112	335	Box	0,3 kg
102 020 13	24	2,5	Ø 90	112	335	Box	0,3 kg

70/1-H



Approval R. 28 ECE-ONU



H 94 x L 70 x W 41
H 3 3/4" x L 2 3/4" x W 1 5/8"

Features

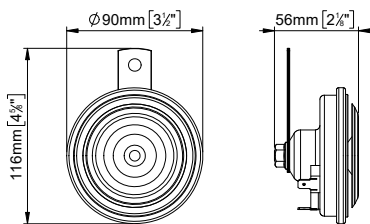
- Electromagnetic horn
- High tone
- 2 pins
- Compact footprint

CODICE PART NUMBER	VOLTS	AMP.	PADIGLIONE MOUTH mm	dB (A) (2m)	Hz	IMBALLO PACKING	PESO WEIGHT
102 060 12	12	1,4	Ø 70	109	410	Box	0,2 kg
102 060 13	24	0,6	Ø 70	109	410	Box	0,2 kg

90/1-E



Approval R. 28 ECE-ONU



H 116 x L 90 x W 56
H 4 5/8" x L 3 1/2" x W 2 1/8"

Features

- Electronic horn
- High tone
- 1.000.000 cycles
- Multitension
- No electromagnetic interferences

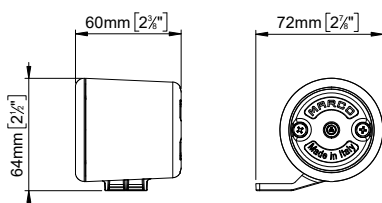
CODICE PART NUMBER	VOLTS	AMP.	PADIGLIONE MOUTH mm	POLI PINS	dB (A) (2m)	Hz	IMBALLO PACKING	PESO WEIGHT
102 001 12	12	2,5	Ø 90	3	112	430	Box	0,3 kg
102 001 15	12/80	2,5	Ø 90	2	112	430	Box	0,3 kg
102 004 15	24/48	1	Ø 90	2	112	430	Box	0,3 kg
102 005 15	24/48	1	Ø 90	3	112	430	Box	0,3 kg

BK92

NEW



12÷100V



H 64 x L 60 x W 72
H 2 1/2" x L 2 3/8" x W 2 7/8"

Features

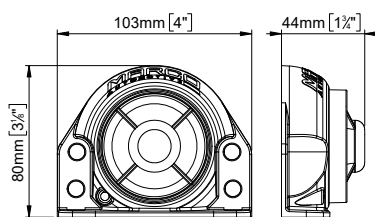
- Multitension
- Intermittent sound
- High acoustic efficiency
- Long life time

CODICE PART NUMBER	VOLTS	AMP.	dB (A) (1m)	Hz	IMBALLO PACKING	PESO WEIGHT
104 081 15	12÷100	30mA	92	4000	Box	0,08 kg

BK1



6÷100V



H 80 x L 103 x W 44 mm
H 3 1/8" x L 4" x W 1 3/4"

Features

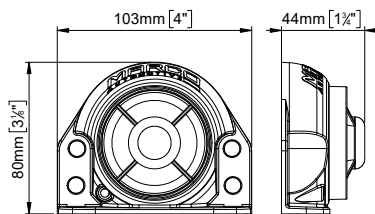
- Multitension
- IP 67
- 2 sound pressure levels with intermittent sounds

CODICE PART NUMBER	VOLTS	AMP.	dB (A) (1m)	Hz	IMBALLO PACKING	PESO WEIGHT
104 120 15	6÷100	0,1 - 0,3	85/95	950/1850	Box	0,2 kg

BK2



9÷28V



H 80 x L 103 x W 44 mm
H 3 1/8" x L 4" x W 1 3/4"

Features

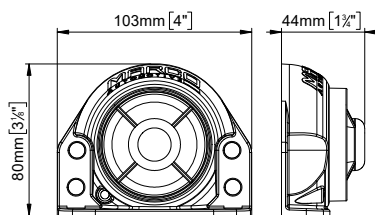
- Multitension
- IP 67
- 1 powerful intermittent sound

CODICE PART NUMBER	VOLTS	AMP.	dB (A) (1m)	Hz	IMBALLO PACKING	PESO WEIGHT
104 121 15	9÷28	0,5	100	1850	Box	0,2 kg

BK3



9÷28V



H 80 x L 103 x W 44 mm
H 3 1/8" x L 4" x W 1 3/4"

Features

- Multitension
- IP 67
- 1 powerful continuous sound
- Special for extreme weather conditions

CODICE PART NUMBER	VOLTS	AMP.	dB (A) (1m)	Hz	IMBALLO PACKING	PESO WEIGHT
104 122 15	9÷28	0,5	105	2400	Box	0,2 kg

BACK UP ALARMS

BZ1



Features

- Audio signalling device for light on, fasten seat belts, etc.

CODICE PART NUMBER	VOLTS	AMP.	dB (A)	Hz	IMBALLO PACKING	PESO WEIGHT
104 040 02	12	15mA	68	420	Sfuso/Bulk	0,01 kg
104 040 03	24	15mA	68	420	Sfuso/Bulk	0,01 kg

BZ2



Features

- Audio signalling device with automatic start when doors are opened

CODICE PART NUMBER	VOLTS	AMP.	dB (A)	Hz	IMBALLO PACKING	PESO WEIGHT
104 041 02	12	15mA	68	420	Blister	0,03 kg
104 041 03	24	15mA	68	420	Blister	0,03 kg

BZ3



Features

- Audio signalling device with EMI filter
- Anomaly detection system (SAS)

CODICE PART NUMBER	VOLTS	AMP.	dB (A)	Hz	IMBALLO PACKING	PESO WEIGHT
104 042 02	12	15mA	68	420	Sfuso/Bulk	0,02 kg
104 042 03	24	15mA	68	420	Sfuso/Bulk	0,02 kg

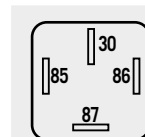
FUEL CUT-OFF VALVES

R4M

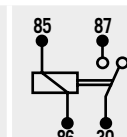


CODICE PART NUMBER	VOLTS	TERMINALI PINS	AMP.	IMBALLO PACKING
120 000 02	12	4	30	Sfuso / Bulk
120 000 03	24	4	20	Sfuso / Bulk

TERMINALI PINS



SCHEMA DIAGRAM



AF131



Features

- Antitheft for light vehicles
- Operated by hidden switch

CODICE PART NUMBER	VOLTS	AMP.	PORTATA FLOW RATE	PRESSIONE PRESSURE	RACCORDI CONNECTIONS Ø mm	FORO BORE mm	BOCCHIE PORTS	PESO WEIGHT
122 000 22	12	0,4	7 l/min	5 bar	9	3	1/8" BSP	0,3 kg

AF133



Features

- Antitheft for trucks
- Operated by hidden switch

CODICE PART NUMBER	VOLTS	PORTATA FLOW RATE	PRESSIONE PRESSURE	RACCORDI CONNECTIONS Ø mm	FORO BORE mm	BOCCHIE PORTS	PESO WEIGHT
122 020 12	12	18 l/min	3 bar	10	4,5	1/4" BSP	0,3 kg
122 020 13	24	18 l/min	3 bar	10	4,5	1/4" BSP	0,3 kg



IT Tromba a gas con attacco a scatto. Completa di bombola monoblocco in alluminio. Disponibile in due versioni:
 - con gas ecologico infiammabile 200 ml
 - con gas HFO-1234ze 200 ml - **conforme alla direttiva europea n. 517/2014**

DE Horn mit aufsteckbarem Trichter. Mit Gasflasche FCKW frei in zwei Versionen erhältlich:
 - mit entflammbarem Gas 200 ml
 - mit Gas HFO-1234ze 200 ml - **gemäß der europäischen Richtlinie Nr. 517/2014**

FR Corne de brume avec branchement à pression. Fourni de bouteille monobloc en aluminium disponible en deux versions:
 - avec gaz écologique inflammable 200 ml
 - avec gaz HFO-1234ze 200 ml - **en accord avec le règlement européen n. 517/2014**

EN Hand held gas horn, snap-on type, complete with aluminium bottle. Available in two versions:
 - with environmentally safe inflammable gas 200 ml
 - with gas HFO-1234ze 200 ml - **in compliance with the European directive nr 517/2014**

ES Bocina de mano con conexión a presión. Provista de botella monobloque en aluminio. Disponible en dos versiones:
 - con gas ecologico inflamable 200 ml
 - con gas HFO-1234ze 200 ml - **de acuerdo con la regulación europea n°517/2014**

PT Buzina de mão com montagem a pressão. Equipada com garrafa monobloco em alumínio. Disponível em duas versões:
 - com gás ecológico inflamável 200 ml
 - com gás HFO-1234ze 200 ml - **em conformidade com o regulamento europeu n°517/2014**

TA1

▪ Inflammable gas



200 ml

CODICE PART NUMBER	ml	dB (A) (1m)	Hz	kg	LUNGHEZZA LENGTH mm	IMBALLO PACKING
130 060 20	200	122	400	0,32	190	Blister

TA1B

▪ Refill



200 ml

CODICE PART NUMBER	ml	kg	PEZZI PCS.
130 100 00	200	0,24	1

TA1-H

▪ Not inflammable



HFO-1234ze



200 ml

CODICE PART NUMBER	ml	dB (A) (1m)	Hz	kg	LUNGHEZZA LENGTH mm	IMBALLO PACKING
130 066 20	200	122	400	0,32	190	Blister

TA1B-H

▪ Refill



200 ml

CODICE PART NUMBER	ml	kg	PEZZI PCS.
130 106 00	200	0,25	1


CTA1

▪ Snap-on trumpet



CODICE PART NUMBER	Hz	kg	LUNGHEZZA LENGTH mm
130 080 00	400	0,07	190

MARCO HIGH TECH REVOLUTION:




- Motore completamente sigillato e totale assenza di umidità, per una maggior durata delle spazzole e minor consumo elettrico.
- Elevate performance anche in condizioni climatiche di caldo e freddo estremi.
- Ampia tolleranza ai picchi di temperatura del fluido.
- Isolamento termico e meccanico per ridurre l'usura e prolungare la durata delle tenute.
- Alta resistenza ai prodotti chimici.
- Accoppiamento rigido ed allineato tra corpo pompa e motore.
- Sealed and dry motor for extended life of the brushes and lower electrical consumption.
- Enhanced motor protection.
- Best performances both in extreme hot and cold environments.
- Highly extended range of fluid temperature tolerance.
- Thermal and mechanical decoupling for reduced wear and extended seal life.
- Improved resistance to chemicals.
- Locked alignment of pump head.


3 TIMES LONGER OPERATIVE LIFE!

INTEGRATED FLANGE

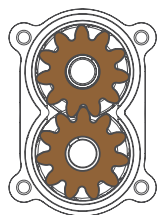
PATENTED



BRONZE GEAR PUMPS



BRONZE GEARS



REVERSIBLE



IT Elettropompe autoadescanti di dimensioni compatte con ingranaggi in bronzo per travaso diesel. Gli ingranaggi elicoidali in bronzo garantiscono pressione costante, cicli di lavoro prolungati, maggiore silenziosità e possono operare anche in mancanza di liquido. Corpo in ottone nichelato, albero in acciaio inossidabile. Tenute in FKM e O-ring in NBR. Disponibili in versioni dotate di: carter con maniglia, interruttore o deviatore integrati e controllo elettronico.

DE Kompakte, selbstansaugende Elektropumpe mit Bronzeshnradern zum Umfüllen von Diesel. Die Bronze- Schräg Zahnräder garantieren einen konstanten Druck, verlängerte Arbeitszyklen, sind geräuschärmer und können auch ohne Flüssigkeit arbeiten. Gehäuse aus vernickeltem Messing, Spindel aus rostfreiem Stahl. Dichtungen aus FKM und O-Ring aus NBR. Erhältlich in den Modellen mit Tragetasche, integriertem Schalter oder Wechselschalter und elektronischer Kontrolle.

FR Pompes électriques auto-amorçantes de dimensions réduites avec engrenages en bronze pour transvasement de diesel. Les engrenages hélicoïdaux en bronze assurent une pression constante, des cycles de travail longs, moins de bruit et peuvent également fonctionner en l'absence de liquide. Corps de laiton nickelé, arbre en acier inoxydable, joint en FKM et O-Ring en NBR. Disponibles en versions avec boîtier muni de poignée, avec interrupteur ou déviateur intégrés et avec contrôle électronique.

EN Self-priming electric pumps of compact footprint with bronze gears for diesel transfer. Helical bronze gears guarantee constant pressure, heavy duty cycles, less noise and can operate in the absence of liquid. Body in nickel-plated brass and shaft in stainless steel. FKM seals and NBR O-rings. Available in versions with portable case, integrated on-off switch or flow reverser switch and electronic control.

ES Electrobombas auto cebadas de pequeñas dimensiones con engranajes en bronce para transvase de diésel. Los engranajes helicoidales de bronce garantizan presión constante, largos ciclos de trabajo, menos ruido y pueden operar en ausencia de líquido. Cuerpo en latón niquelado, eje en acero inoxidable. Sellos de FKM y O-ring de NBR. Disponibles en versiones con Kit portable, interruptor o desviador de flujo integrados y control electrónico.

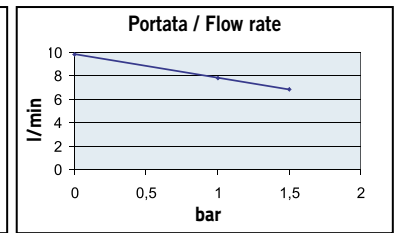
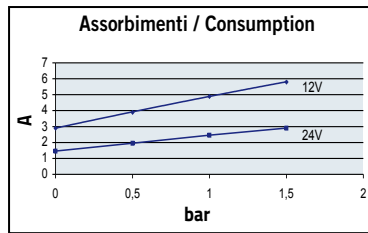
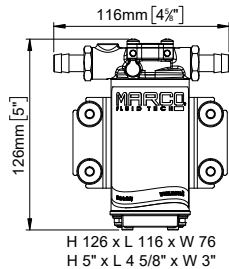
PT Eletrobombas autoaspirantes de pequenas dimensões com engrenagens em bronze para trasfega de diesel. As engrenagens helicoidais de bronze garantem uma pressão constante, longos ciclos de trabalho, menos ruído e também podem funcionar sem líquido. Corpo em latão niquelado, eixo em aço inox. Selos de FKM e O-ring de NBR. Disponíveis em versões com kit portátil, interruptor on-off ou desviador de fluxo integrados e controle eletrônico.

Bronze Gears 12V and 24V - DC

UP2



12V
24V



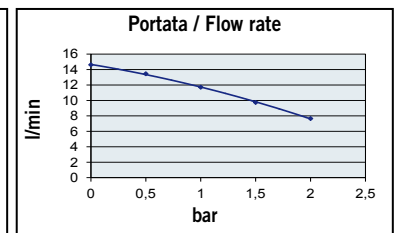
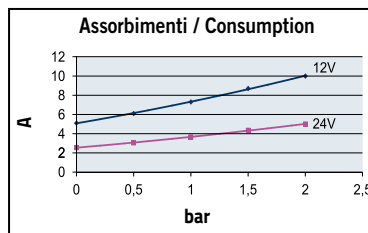
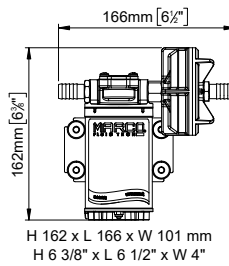
PORTATA FLOW RATE max.	PRESSIONE PRESSURE max.
10 l/min 2.6 gpm	1,5 bar 22 psi

CODICE PART NUMBER	VOLTS	ADESCAM. SELF-PRIM. m	CONS.	MOTORE MOTOR	FUSIBILE FUSE	TUBO TUBE	BOCCHIE PORTS	PESO WEIGHT
164 200 12	12	1,5	3A	90W	5A	12 mm	3/8" BSPP	1,2 kg
164 200 13	24	1,5	1,5A	90W	3A	12 mm	3/8" BSPP	1,2 kg

UP3



12V
24V



PORTATA FLOW RATE max.	PRESSIONE PRESSURE max.
15 l/min 4 gpm	2 bar 29 psi

CODICE PART NUMBER	VOLTS	ADESCAM. SELF-PRIM. m	CONS.	MOTORE MOTOR	FUSIBILE FUSE	TUBO TUBE	BOCCHIE PORTS	PESO WEIGHT
164 000 12	12	1,5	6A	120W	10A	13 mm	3/8" BSPP	1,4 kg
164 000 13	24	1,5	3A	120W	5A	13 mm	3/8" BSPP	1,4 kg

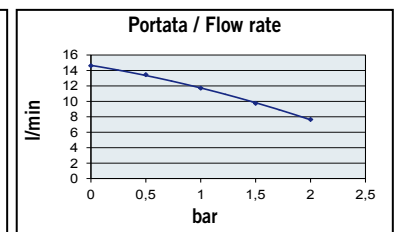
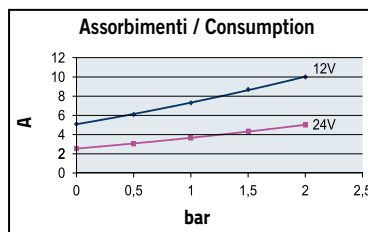
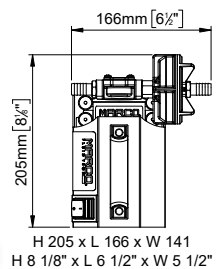
UP3-CK

▪ Portable kit

I On/Off switch
0



12V
24V



PORTATA FLOW RATE max.	PRESSIONE PRESSURE max.
15 l/min 4 gpm	2 bar 29 psi

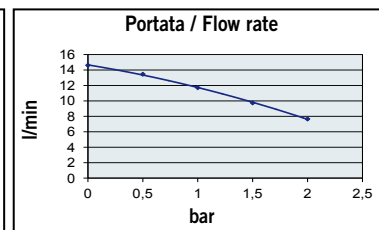
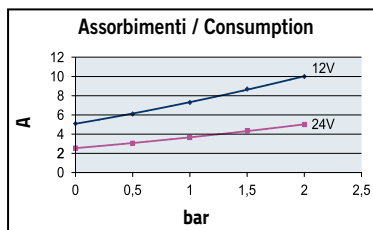
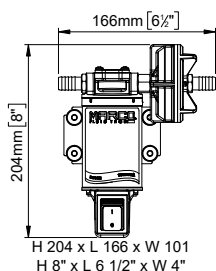
CODICE PART NUMBER	VOLTS	ADESCAM. SELF-PRIM. m	CONS.	MOTORE MOTOR	FUSIBILE FUSE	TUBO TUBE	BOCCHIE PORTS	PESO WEIGHT
164 006 12	12	1,5	6A	120W	10A	13 mm	3/8" BSPP	2,8 kg
164 006 13	24	1,5	3A	120W	5A	13 mm	3/8" BSPP	2,8 kg

UP3-S

I On/Off switch
0



12V
24V



PORTATA
FLOW RATE
max.
15 l/min
4 gpm

PRESSIONE
PRESSURE
max.
2 bar
29 psi

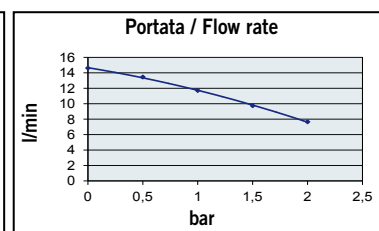
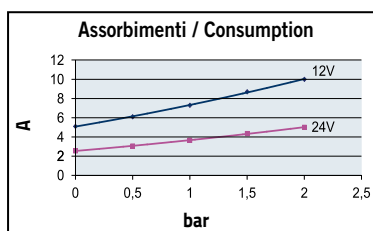
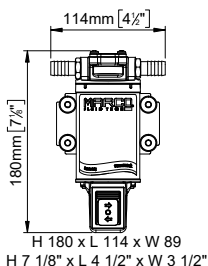
CODICE PART NUMBER	VOLTS	ADESCAM. SELF-PRIM. m	CONS.	MOTORE MOTOR	FUSIBILE FUSE	TUBO TUBE	BOCCHE PORTS	PESO WEIGHT
164 007 12	12	1,5	6A	120W	10A	13 mm	3/8" BSPP	1,8 kg
164 007 13	24	1,5	3A	120W	5A	13 mm	3/8" BSPP	1,8 kg

UP3-R

↕ On/Off 3 positions
↕ reversing switch



12V
24V



PORTATA
FLOW RATE
max.
15 l/min
4 gpm

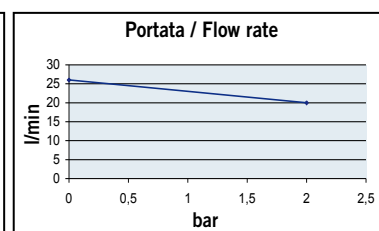
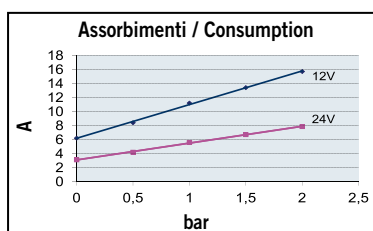
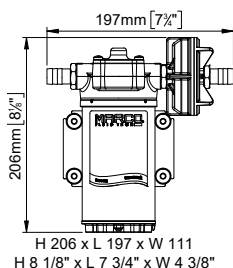
PRESSIONE
PRESSURE
max.
2 bar
29 psi

CODICE PART NUMBER	VOLTS	ADESCAM. SELF-PRIM. m	CONS.	MOTORE MOTOR	FUSIBILE FUSE	TUBO TUBE	BOCCHE PORTS	PESO WEIGHT
164 008 12	12	1,5	6A	120W	10A	13 mm	3/8" BSPP	1,8 kg
164 008 13	24	1,5	3A	120W	5A	13 mm	3/8" BSPP	1,8 kg

UP6



12V
24V



PORTATA
FLOW RATE
max.
26 l/min
6.9 gpm

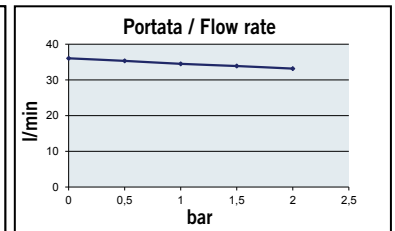
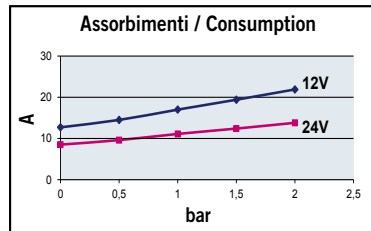
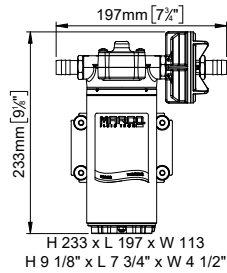
PRESSIONE
PRESSURE
max.
2 bar
29 psi

CODICE PART NUMBER	VOLTS	ADESCAM. SELF-PRIM. m	CONS.	MOTORE MOTOR	FUSIBILE FUSE	TUBO TUBE	BOCCHE PORTS	PESO WEIGHT
164 060 12	12	2	10A	180W	15A	16 mm	1/2" BSPP	3,2 kg
164 060 13	24	2	5A	180W	7,5A	16 mm	1/2" BSPP	3,2 kg

UP12



12V
24V



PORTATA
FLOW RATE
max.
36 l/min
9.5 gpm

PRESSIONE
PRESSURE
max.
2 bar
29 psi

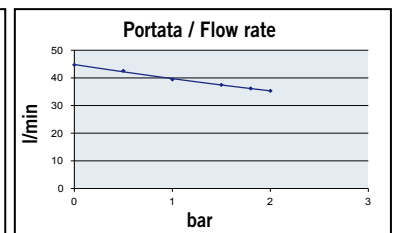
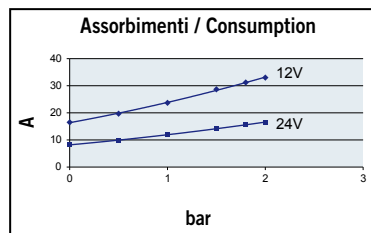
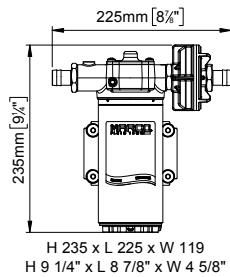
CODICE PART NUMBER	VOLTS	ADESCAM. SELF-PRIM. m	CONS.	MOTORE MOTOR	FUSIBILE FUSE	TUBO TUBE	BOCCHIE PORTS	PESO WEIGHT
164 300 12	12	4	14A	360W	20A	16 mm	1/2" BSPP	4,5 kg
164 300 13	24	4	8A	360W	15A	16 mm	1/2" BSPP	4,5 kg

UP14

▪ High flow rate



12V
24V



PORTATA
FLOW RATE
max.
46 l/min
12.2 gpm

PRESSIONE
PRESSURE
max.
2 bar
29 psi

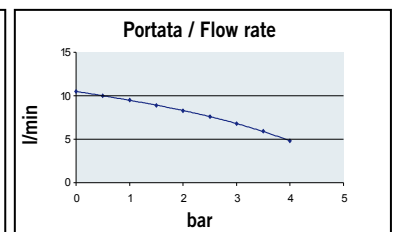
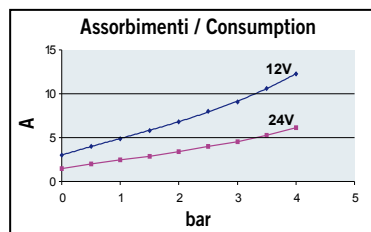
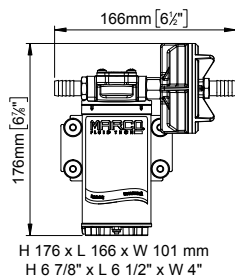
CODICE PART NUMBER	VOLTS	ADESCAM. SELF-PRIM. m	CONS.	MOTORE MOTOR	FUSIBILE FUSE	TUBO TUBE	BOCCHIE PORTS	PESO WEIGHT
164 500 12	12	4	16A	400W	30A	19 mm	3/4" BSPP	5,3 kg
164 500 13	24	4	8A	400W	20A	19 mm	3/4" BSPP	5,3 kg

UP8

▪ Heavy duty ▪ Compact footprint



12V
24V



PORTATA
FLOW RATE
max.
10 l/min
2.6 gpm

PRESSIONE
PRESSURE
max.
4 bar
58 psi

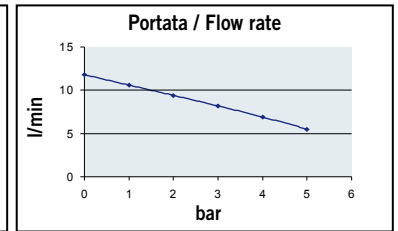
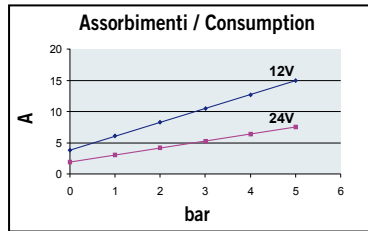
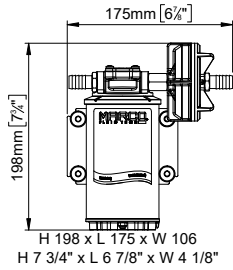
CODICE PART NUMBER	VOLTS	ADESCAM. SELF-PRIM. m	CONS.	MOTORE MOTOR	FUSIBILE FUSE	TUBO TUBE	BOCCHIE PORTS	PESO WEIGHT
164 090 12	12	1,5	4A	150W	10A	13 mm	3/8" BSPP	1,8 kg
164 090 13	24	1,5	2A	150W	5A	13 mm	3/8" BSPP	1,8 kg

HIGH PRESSURE

UP9



12V
24V



PORTATA
FLOW RATE
max.

PRESSIONE
PRESSURE
max.

12 l/min
3.2 gpm

5 bar
72.5 psi

HIGH PRESSURE

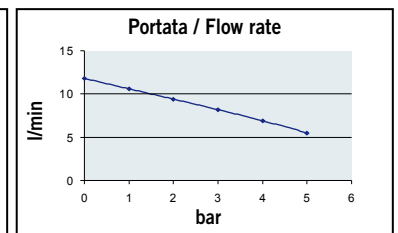
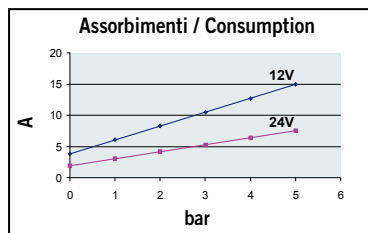
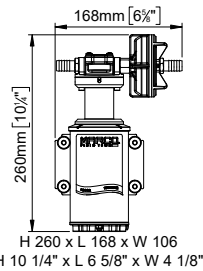
CODICE PART NUMBER	VOLTS	ADESCAM. SELF-PRIM. m	CONS.	MOTORE MOTOR	FUSIBILE FUSE	TUBO TUBE	BOCCHIE PORTS	PESO WEIGHT
164 100 12	12	1,5	5A	180W	15A	13 mm	3/8" BSPP	2,7 kg
164 100 13	24	1,5	3A	180W	7,5A	13 mm	3/8" BSPP	2,7 kg

UP9-HD

▪ Heavy duty



12V
24V



PORTATA
FLOW RATE
max.

PRESSIONE
PRESSURE
max.

12 l/min
3.2 gpm

5 bar
72.5 psi

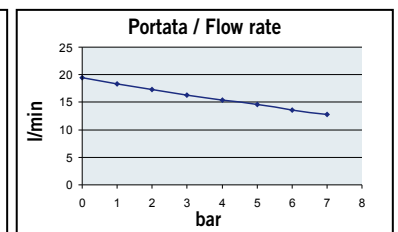
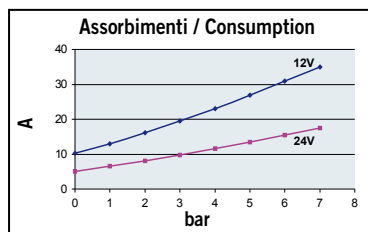
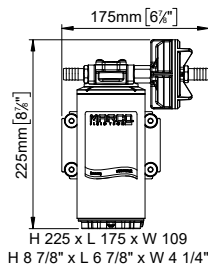
HIGH PRESSURE

CODICE PART NUMBER	VOLTS	ADESCAM. SELF-PRIM. m	CONS.	MOTORE MOTOR	FUSIBILE FUSE	TUBO TUBE	BOCCHIE PORTS	PESO WEIGHT
164 105 12	12	1,5	5A	180W	15A	13 mm	3/8" BSPP	3 kg
164 105 13	24	1,5	3A	180W	7,5A	13 mm	3/8" BSPP	3 kg

UP10



12V
24V



PORTATA
FLOW RATE
max.

PRESSIONE
PRESSURE
max.

18 l/min
4.8 gpm

7 bar
101.5 psi

HIGH PRESSURE

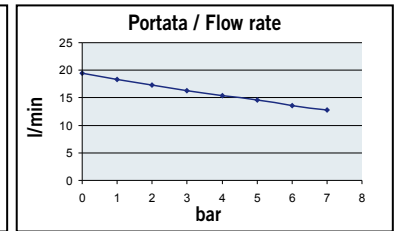
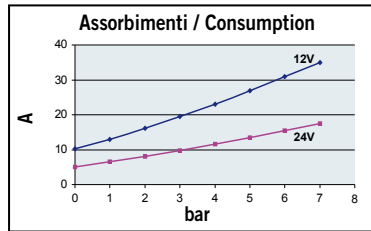
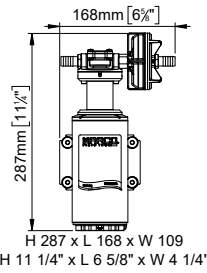
CODICE PART NUMBER	VOLTS	ADESCAM. SELF-PRIM. m	CONS.	MOTORE MOTOR	FUSIBILE FUSE	TUBO TUBE	BOCCHIE PORTS	PESO WEIGHT
164 400 12	12	3	11A	360W	25A	13 mm	3/8" BSPP	3,8 kg
164 400 13	24	3	5A	360W	20A	13 mm	3/8" BSPP	3,8 kg

UP10-HD

■ Heavy duty



12V
24V



PORTATA FLOW RATE max.	PRESSIONE PRESSURE max.
18 l/min 4.8 gpm	7 bar 101.5 psi
HIGH PRESSURE	

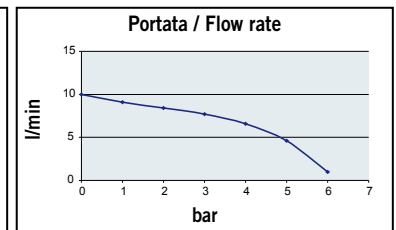
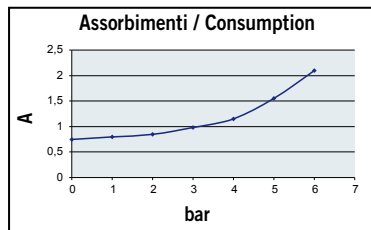
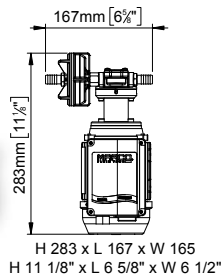
CODICE PART NUMBER	VOLTS	ADESCAM. SELF-PRIM. m	CONS.	MOTORE MOTOR	FUSIBILE FUSE	TUBO TUBE	BOCCHE PORTS	PESO WEIGHT
164 405 12	12	3	11A	360W	25A	13 mm	3/8" BSPP	4,1 kg
164 405 13	24	3	5A	360W	20A	13 mm	3/8" BSPP	4,1 kg

Bronze Gears 230V and 110V - AC

UP3/AC



230V
110V



	PORTATA FLOW RATE max.	PRESSIONE PRESSURE max.
230V	10 l/min 2.6 gpm	6 bar 87 psi
110V	12 l/min 3.2 gpm	6 bar 87 psi

CODICE PART NUMBER	VOLT	ADESCAM. SELF-PRIM. m	CONS.	MOTORE MOTOR	FUSIBILE FUSE	TUBO HOSE	BOCCHE PORTS	PESO WEIGHT
164 001 1C	230	1,5	0,8A	150W	2A	13 mm	3/8" BSPP	4,6 kg
164 001 1B	110	1,5	1,9A	150W	4A	13 mm	3/8" BSPP	4,6 kg

110V VERSION: M.O.Q. 20 PCS

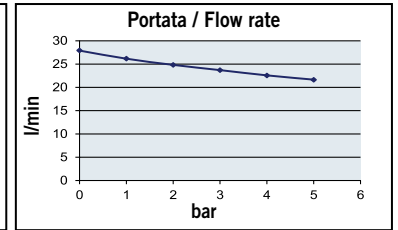
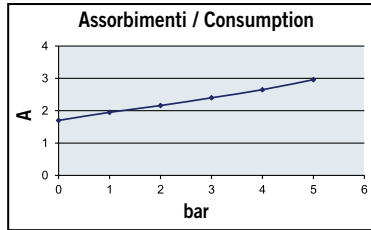
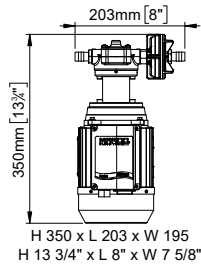
DIESEL

Polymer Gears 110V and 230V - AC

UP6/AC



230V
110V



	PORTATA FLOW RATE max.	PRESSIONE PRESSURE max.
230V	28 l/min 7.4 gpm	5 bar 72.5 psi
110V	34 l/min 9 gpm	5 bar 72.5 psi

	CODICE PART NUMBER	VOLT	ADESCAM. SELF-PRIM. m	CONS.	MOTORE MOTOR	FUSIBILE FUZE	TUBO HOSE	BOCCHIE PORTS	PESO WEIGHT
	164 061 1C	230	1,5	1,7A	550W	3A	16 mm	1/2" BSPP	7,6 kg
	164 061 1B	110	1,5	3,8A	550W	5A	16 mm	1/2" BSPP	7,6 kg

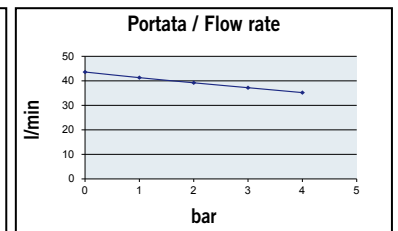
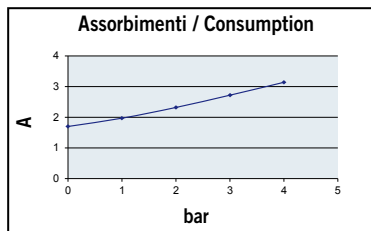
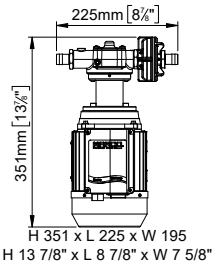
110V VERSION: M.O.Q. 20 PCS

UP14/AC

▪ High flow rate



230V
110V



	PORTATA FLOW RATE max.	PRESSIONE PRESSURE max.
230V	44 l/min 11.6 gpm	4 bar 58 psi
110V	52,5 l/min 13.9 gpm	4 bar 58 psi


	CODICE PART NUMBER	VOLT	ADESCAM. SELF-PRIM. m	CONS.	MOTORE MOTOR	FUSIBILE FUZE	TUBO HOSE	BOCCHIE PORTS	PESO WEIGHT
	164 540 1C	230	3	1,7A	550W	3A	19 mm	3/4" BSPP	8,1 kg
	164 540 1B	110	3	3,8A	550W	5A	19 mm	3/4" BSPP	8,1 kg

110V VERSION: M.O.Q. 20 PCS

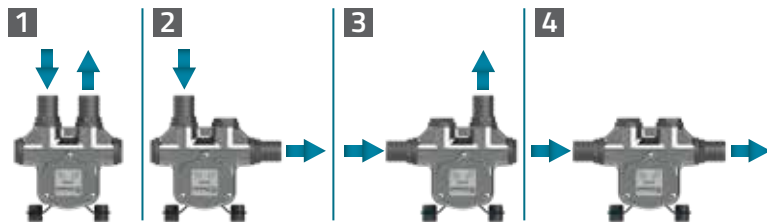
Vane Pumps



SLIDING VANES



CONNECTION OPTIONS



IT Elettropompe autoadescenti a palette, complete di valvola by-pass integrata. Le palette garantiscono alta portata e cicli di lavoro prolungati. Corpo in alluminio con doppia possibilità di connessione per portagomma. Rotore e palette in resina. Albero in acciaio inossidabile. Tenute in FKM e O-ring in NBR. Calotta motore con filtro EMI. Disponibile anche dotata di carter con maniglia per facile trasporto, interruttore on-off e pinze per batteria.

DE Selbstansaugende, Elektro-Schaufelpumpen mit integriertem Bypass-Ventil. Die Schaufeln garantieren für eine erhöhte Leistung und für verlängerte Arbeitszyklen. Aluminiumkörper mit zweifacher Verbindungsmöglichkeit für Schlauchhalter. Rotor und Schaufeln sind aus Harz, Spindel aus rostfreiem Stahl, Dichtungen aus FKM und O-Ring aus NBR. Motordeckel mit EMI-Filter. Auch mit Halterung und Griff für einfachen Transport erhältlich, mit Ein- und Aus-Schalter und Batterieklemmen.

FR Pompes électriques auto-amorçantes à palettes complètes de vanne by-pass intégrée. Les palettes assurent un grand débit et des cycles de travail longs. Corps en aluminium avec double option de connexion pour raccords. Rotor et palettes en résine. Arbre en acier inoxydable, joint en FKM et O-Ring en NBR. Calotte moteur équipée avec filtre EMI. Disponibles aussi avec boîtier muni de poignée pour un transport facile, interrupteur On/Off et pinces pour batterie.

EN Self-priming electric vane pumps with integrated by-pass valve. Vanes guarantee high flow rate and heavy-duty cycles. Aluminum body, two connection options. Rotor and vanes made of resin. Stainless steel shaft. FKM seals and NBR O-rings. Brush holder with EMI filter. Available also with case and handle for easy transport, On/Off switch and battery clips.

ES Electrobombas auto cebadas de paletas con válvula bypass integrada. Las paletas garantizan un caudal grande y largos ciclos de trabajo. Cuerpo en aluminio con doble posibilidad de conexión. Rotor y paletas de resina. Eje en acero inoxidable, sellos de FKM y O-ring de NBR. Tapa del motor con filtro EMI. Disponibles también con cárter y manija para fácil transporte, interruptor On/Off y pinzas para batería.

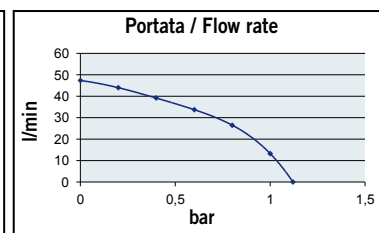
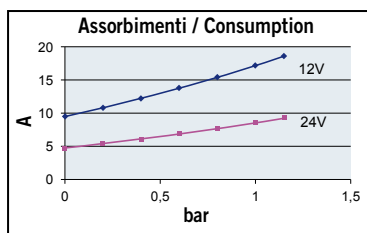
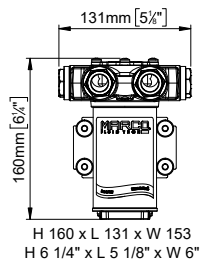
PT Eletrobombas autoaspirantes de palhetas, completas de válvula by-pass integrada. As palhetas garantem um fluxo muito grande e longos ciclos de trabalho. Corpo em alumínio com dupla possibilidade de ligação. Rotor e palhetas em resina. Eixo em aço inox. Selos de FKM e O-ring de NBR. Calota motor com filtro EMI. Disponíveis também com cárter e empunhadura para fácil transporte, interruptor On/Off e pinças de alimentação.

Vane pumps 12V and 24V - DC

VP45-N



12V
24V

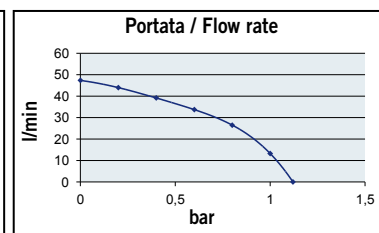
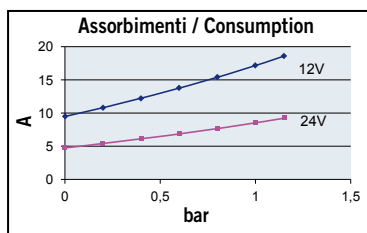
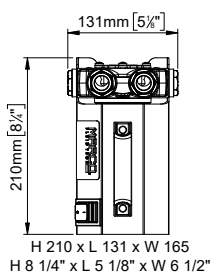


PORTATA FLOW RATE max.	PRESSIONE PRESSURE max.
45 l/min 11.9 gpm	1,2 bar 17.4 psi

CODICE PART NUMBER	VOLTS	ADESCAM. SELF-PRIM. m	CONS.	MOTORE MOTOR	FUSIBILE FUSE	TUBO TUBE	BOCCHIE PORTS	PESO WEIGHT
166 026 12	12	2	8A	150W	20A	25 mm	3/4" BSPP	2 kg
166 026 13	24	2	4A	150W	10A	25 mm	3/4" BSPP	2 kg

VP45

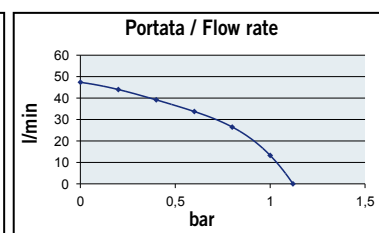
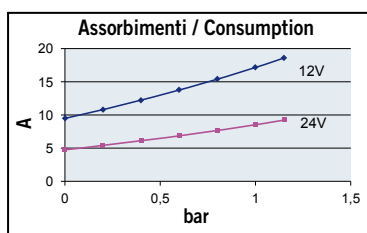
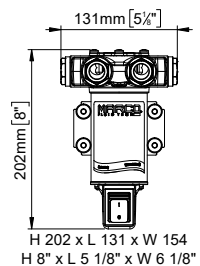

▪ Portable kit



PORTATA FLOW RATE max.	PRESSIONE PRESSURE max.
45 l/min 11.9 gpm	1,2 bar 17.4 psi

CODICE PART NUMBER	VOLTS	ADESCAM. SELF-PRIM. m	CONS.	MOTORE MOTOR	FUSIBILE FUSE	TUBO TUBE	BOCCHIE PORTS	PESO WEIGHT
166 020 12	12	2	8A	150W	20A	25 mm	3/4" BSPP	3,3 kg
166 020 13	24	2	4A	150W	10A	25 mm	3/4" BSPP	3,3 kg

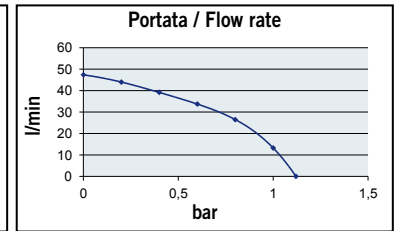
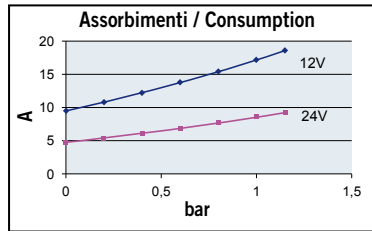
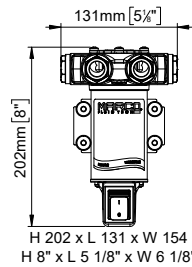
VP45-S



PORTATA FLOW RATE max.	PRESSIONE PRESSURE max.
45 l/min 11.9 gpm	1,2 bar 17.4 psi

CODICE PART NUMBER	VOLTS	ADESCAM. SELF-PRIM. m	CONS.	MOTORE MOTOR	FUSIBILE FUSE	TUBO TUBE	BOCCHIE PORTS	PESO WEIGHT
166 028 12	12	2	8A	150W	20A	25 mm	3/4" BSPP	2,2 kg
166 028 13	24	2	4A	150W	10A	25 mm	3/4" BSPP	2,2 kg

VP45A-S

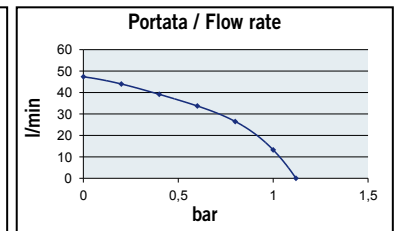
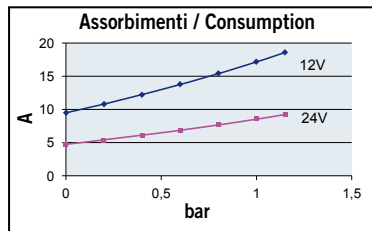
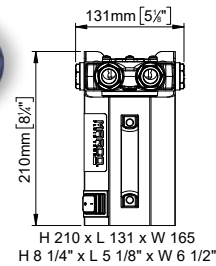


PORTATA FLOW RATE max.	PRESSIONE PRESSURE max.
45 l/min 11.9 gpm	1,2 bar 17.4 psi

CODICE PART NUMBER	VOLTS	ADESCAM. SELF-PRIM. m	CONS.	MOTORE MOTOR	FUSIBILE FUSE	TUBO TUBE	BOCCHIE PORTS	PESO WEIGHT
166 029 12	12	2	8A	150W	20A	20 mm	3/4" BSPP	2,2 kg
166 029 13	24	2	4A	150W	10A	20 mm	3/4" BSPP	2,2 kg

VP45-K

▪ Complete kit for refueling

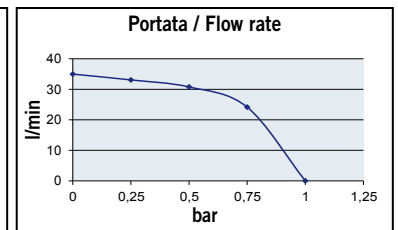
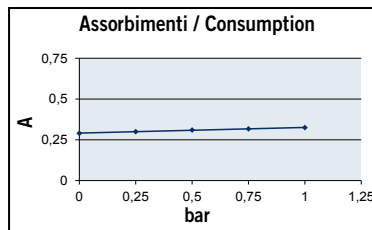
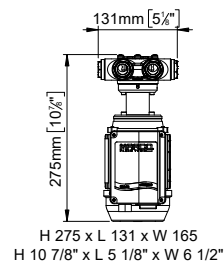


PORTATA FLOW RATE max.	PRESSIONE PRESSURE max.
45 l/min 11.9 gpm	1,2 bar 17.4 psi

CODICE PART NUMBER	VOLTS	ADESCAM. SELF-PRIM. m	CONS.	MOTORE MOTOR	FUSIBILE FUSE	TUBO TUBE	BOCCHIE PORTS	PESO WEIGHT
166 024 12	12	2	8A	150W	20A	25 mm	3/4" BSPP	6,3 kg
166 024 13	24	2	4A	150W	10A	25 mm	3/4" BSPP	6,3 kg

Vane pumps 230V - AC


VP45/AC



PORTATA FLOW RATE max.	PRESSIONE PRESSURE max.
35 l/min 9.2 gpm	1 bar 14.5 psi

CODICE PART NUMBER	VOLTS	ADESCAM. SELF-PRIM. m	CONS.	MOTORE MOTOR	FUSIBILE FUSE	TUBO TUBE	BOCCHIE PORTS	PESO WEIGHT
166 030 1C	230	1,5	0,8A	150W	1,25A	25 mm	3/4" BSPP	4,7 kg

ELECTRONIC PRESSURE SENSOR



- IT** Il sensore di pressione elettronico regola la portata richiesta variando proporzionalmente i giri del motore e garantisce:
- Controllo costante di pressione, corrente e voltaggio
 - Protezione della pompa da cortocircuiti e sovratensioni
 - Arresto automatico in caso di fine liquido
 - Riduzione dei disturbi elettrici grazie all'accelerazione graduale del motore
 - Maggiore silenziosità
 - Ottimizzazione dei consumi di corrente
 - Minor usura dei componenti e maggior durata del sistema
 - Segnalazioni operative tramite LED luminosi

- EN** The electronic pressure sensor controls the requested flow rate by proportionally adapting the speed of the motor and guarantees:
- Constant control of pressure, voltage and electrical draw
 - Protection of the pump from short circuits and overvoltage
 - Automatic stop in case of no liquid
 - Reduction of electrical interferences thanks to the gradual acceleration of the motor
 - Noise reduction during operation
 - Optimization of electrical draw
 - Reduced wear of components and increased life of the system
 - Operative functions signaled by luminous LEDs

- DE** Der elektronische Drucksensor regelt die angeforderte Durchflussrate, indem er die Motordrehzahl anpasst und garantiert außerdem:
- Konstante Kontrolle von Druck, Strom und Spannung
 - Sichert die Pumpe gegen Kurzschlüssen und Überströmen
 - Automatische Stop-Funktion bei Flüssigkeitsmangel
 - Verminderung der elektrischen Störungen dank der graduellen Steigerung des Motors
 - Geräuschärmer
 - Optimierung des Stromverbrauchs
 - Reduzierung der mechanischen Verschleißteile und verlängerte Dauer des Systems
 - Betriebsfunktionen werden anhand von LED-Leuchten angezeigt


- FR** Le capteur de pression électronique contrôle le débit demandé en adaptant proportionnellement la vitesse du moteur et garantit:
- Contrôle constant de pression, tension et tirage électrique
 - Protection de la pompe contre les courts circuits et les surcharges
 - Arrêt automatique en cas de fin du liquide
 - Réduction des interférences électriques grâce à l'accélération progressive du moteur
 - Réduction du bruit pendant le fonctionnement
 - Optimisation du tirage électrique
 - Réduction de l'usure des composants et durée de vie accrue du système
 - Fonctions opérationnelles signalées par LEDs lumineuses

- ES** El sensor de presión electrónico controla el caudal requerido adaptando gradualmente la velocidad del motor y garantiza:
- Control constante de presión, corriente y voltaje
 - Protección de la bomba contra cortocircuitos y sobretensiones
 - Paro automático en caso de acabar el líquido
 - Reducción de los disturbios eléctricos gracias a la aceleración gradual del motor
 - Reducción del ruido durante el funcionamiento
 - Optimización del consumo eléctrico
 - Menor desgaste de los componentes y mayor duración de la vida del sistema
 - Condiciones operativas señaladas por LEDs luminosos


- PT** O sensor de pressão eletrónico controla o fluxo desejado adaptando gradualmente a velocidade do motor e garante:
- Controle constante de pressão, corrente e tensão
 - Proteção da bomba contra curtos-circuitos e sobretensões
 - Paragem automática em caso do líquido acabar
 - Redução das interferências elétricas graças à aceleração gradual do motor
 - Redução de ruído durante o funcionamento
 - Otimização do consumo de eletricidade
 - Desgaste reduzido dos componentes e maior duração do sistema
 - Condições de funcionamento indicadas pelos LEDs iluminados

12/24V Adjustable Speed Electronic PRESSURE PUMPS

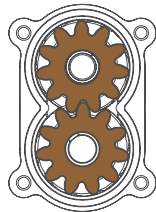
SCS Control Panel
see page 51



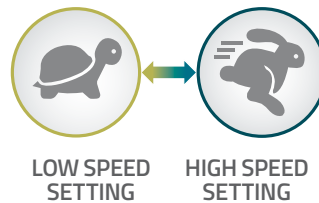
Electronic Pressure Sensor
see page 46



BRONZE GEARS



ADJUSTABLE SPEED FOR OILS AND DIESEL



IT Elettropompe automatiche autoadescanti 12/24V con sensore di pressione elettronico per travaso diesel e olio. Ingranaggi in bronzo, valvola di non ritorno in NBR, corpo e connessioni in ottone nichelato, albero in acciaio inossidabile. Tenute in FKM e O-ring in NBR. Gli ingranaggi elicoidali in bronzo garantiscono pressione costante, cicli di lavoro prolungati, maggiore silenziosità e possono operare anche in mancanza di liquido. Impostazione standard dell'elettronica in modalità "High speed" per travaso diesel. Il pannello di controllo SCS integrato consente l'impostazione in modalità "Low Speed" per travaso di olio e liquidi viscosi.

DE Automatische, selbstansaugende Elektropumpen 12/24V mit elektronischem Drucksensor zum Umfüllen von Diesel und Öl. Bronzeshnrad, Rückschlagventil aus NBR, Gehäuse und Verbindungen aus vernickeltem Messing, Spindel aus rostfreiem Stahl. Dichtungen aus FKM und O-Ring aus NBR. Die Bronze- Schräg Zahnräder garantieren für einen konstanten Druck, für längere Arbeitszyklen, für Geräuschreduzierung und können auch ohne Flüssigkeit arbeiten. Elektronische Standardeinstellung im "High Speed"-Modus beim Umfüllen von Diesel. Das integrierte Kontrollpaneel SCS, ermöglicht einen "Low-Speed"-Modus beim Umfüllen von Ölen und anderen zähflüssigen Flüssigkeiten.

FR Pompes électriques automatiques auto-amorçantes 12/24V avec contrôle électronique pour le transfert de diesel et huile. Vanne anti-retour en NBR, corps et raccords en laiton nickelé, arbre en acier inoxydable, joint en FKM et O-Ring en NBR. Les engrenages hélicoïdaux en bronze assurent une pression constante, des cycles de travail longs, moins de bruit et peuvent également fonctionner en l'absence de liquide. La pompe est réglée en mode "High Speed" pour le transfert de diesel. Le panneau de contrôle SCS intégré permet la mise en "Low Speed" pour le transfert de huile et de liquides visqueux.

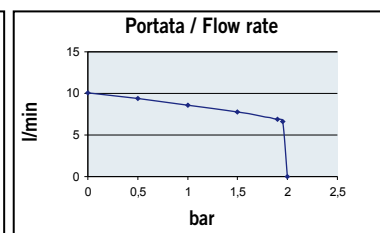
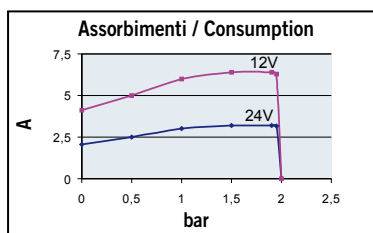
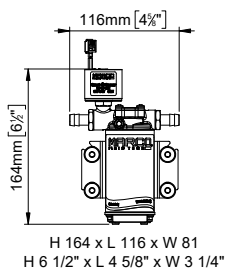
EN Self-priming automatic electric pumps, 12/24V, with electronic control for the transfer of diesel and oil. Bronze gears, NBR check valve, body and connections in nicked brass, stainless steel shaft. FKM seals and NBR O-rings. Helical bronze gears guarantee constant pressure, heavy duty cycles, less noise and can operate in the absence of liquid. The pumps are supplied with a "High-Speed" setting for Diesel transfer. **The integrated SCS control panel allows the switch to the "Low-Speed" mode for the transfer of oil and viscous liquids.**

ES Electrobombas automáticas auto-cebadas, 12/24V, con control electrónico para transvase de diésel y aceite. Engranajes de bronce, válvula de retención de NBR, cuerpo y conexiones en latón niquelado, eje en acero inoxidable. Sellos de FKM y O-ring de NBR. Los engranajes helicoidales de bronce garantizan presión constante, largos ciclos de trabajo, menos ruido y pueden operar en ausencia de líquido. La electrónica está configurada en modalidad "High Speed" para el transvase de diésel. **El panel de control SCS integrado permite el cambio a la modalidad "Low Speed" para transvase de aceite y líquidos viscosos.**

PT Electrobombas automáticas autoaspirantes, 12/24V, com controle eletrônico para trasfega de diesel e óleos. Engrenagens em bronze, válvula de retenção em NBR, corpo e ligações em latão niquelado, eixo em aço inox. Selos de FKM e O-ring de NBR. As engrenagens helicoidais de bronze garantem uma pressão constante, longos ciclos de trabalho, menos ruído e também podem funcionar sem líquido. As bombas são fornecidas na modalidade "High Speed" para trasfega do diesel. **O painel de controle SCS integrado permite a mudança para a modalidade "Low Speed" para a trasfega de óleos e líquidos viscosos.**

12/24V Adjustable Speed Electronic PRESSURE PUMPS

UP2/E-BR



12/24V

PORTATA
FLOW RATE
max.

PRESSIONE
PRESSURE
max.

10 l/min
2.6 gpm

2 bar
29 psi

CODICE
PART NUMBER

VOLTS

ADESCAM.
SELF-PRIM.
m

CONS.

MOTORE
MOTOR

FUSIBILE
FUZE

TUBO
TUBE

BOCCHIE
PORTS

PESO
WEIGHT

164 700 15

12/24

1,5

3A / 1,5A

90W

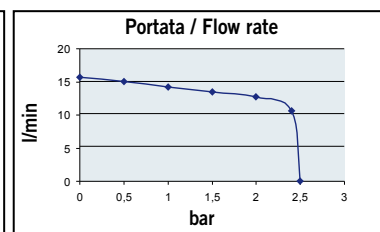
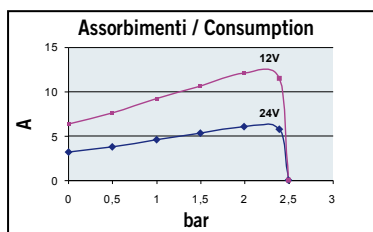
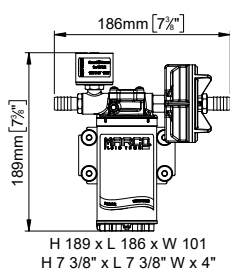
7,5A

12 mm

3/8" BSPP

1,3 kg

UP3/E-BR



12/24V

PORTATA
FLOW RATE
max.

PRESSIONE
PRESSURE
max.

15 l/min
4 gpm

2,5 bar
36 psi

CODICE
PART NUMBER

VOLTS

ADESCAM.
SELF-PRIM.
m

CONS.

MOTORE
MOTOR

FUSIBILE
FUZE

TUBO
TUBE

BOCCHIE
PORTS

PESO
WEIGHT

164 710 15

12/24

1,5

6A / 3A

150W

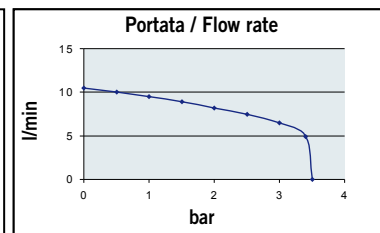
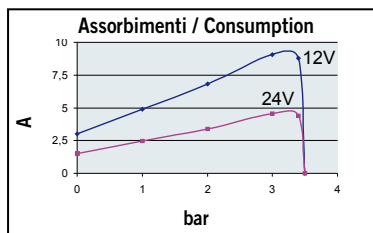
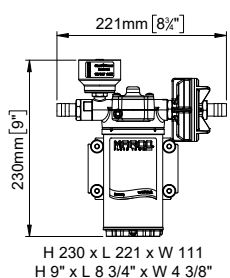
15A

13 mm

3/8" BSPP

2 kg

UP6/E-BR



12/24V

PORTATA
FLOW RATE
max.

PRESSIONE
PRESSURE
max.

26 l/min
6.9 gpm

2,5 bar
36 psi

CODICE
PART NUMBER

VOLTS

ADESCAM.
SELF-PRIM.
m

CONS.

MOTORE
MOTOR

FUSIBILE
FUZE

TUBO
TUBE

BOCCHIE
PORTS

PESO
WEIGHT

164 720 15

12/24

2

10A / 5A

180W

20A

16 mm

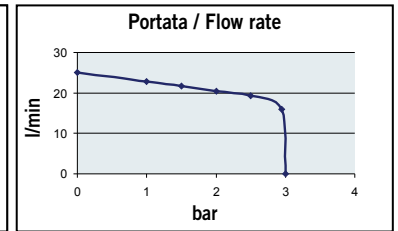
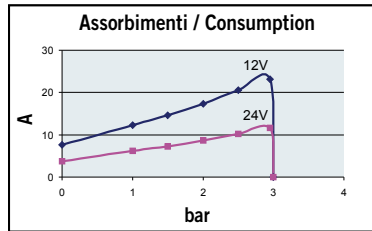
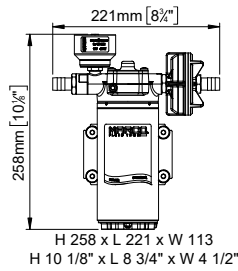
1/2" BSPP

3,7 kg

UP12/E-LOBR



12/24V



PORTATA
FLOW RATE
max.
26 l/min
6.9 gpm

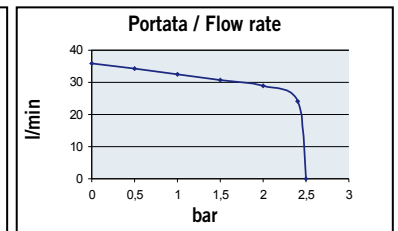
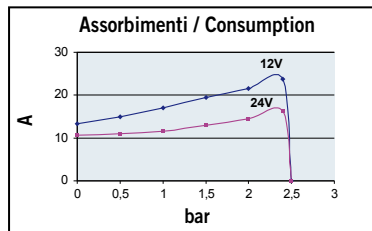
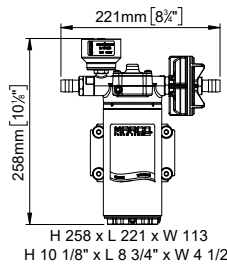
PRESSIONE
PRESSURE
max.
3 bar
43.5 psi

CODICE PART NUMBER	VOLTS	ADESCAM. SELF-PRIM. m	CONS.	MOTORE MOTOR	FUSIBILE FUSE	BOCCHIE PORTS	PESO WEIGHT
164 751 15	12/24	3	8A / 4A	360W	25A	1/2" BSPP	4,6 kg

UP12/E-BR



12/24V



PORTATA
FLOW RATE
max.
36 l/min
9.5 gpm

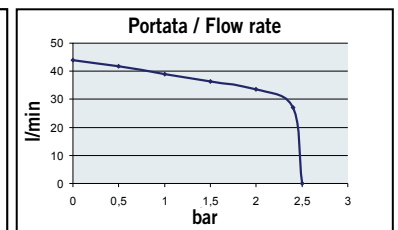
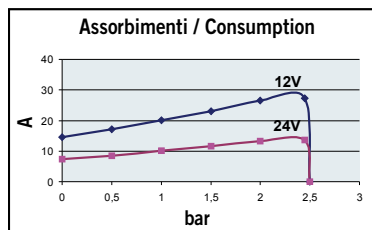
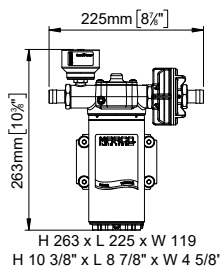
PRESSIONE
PRESSURE
max.
2,5 bar
36 psi

CODICE PART NUMBER	VOLTS	ADESCAM. SELF-PRIM. m	CONS.	MOTORE MOTOR	FUSIBILE FUSE	TUBO TUBE	BOCCHIE PORTS	PESO WEIGHT
164 750 15	12/24	3	14A / 7A	360W	25A	16 mm	1/2" BSPP	4,9 kg

UP14/E-BR



12/24V

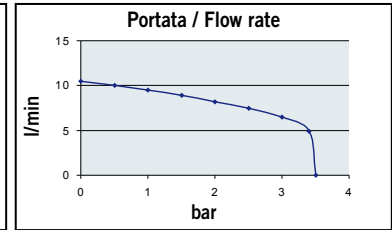
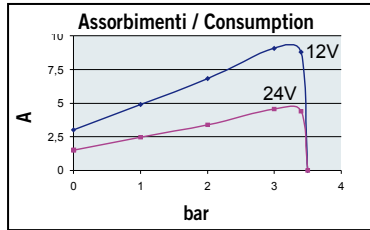
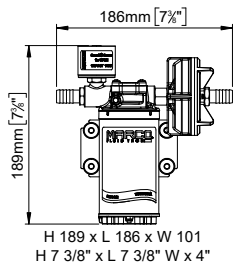


PORTATA
FLOW RATE
max.
46 l/min
12 gpm

PRESSIONE
PRESSURE
max.
2,5 bar
36 psi

CODICE PART NUMBER	VOLTS	ADESCAM. SELF-PRIM. m	CONS.	MOTORE MOTOR	FUSIBILE FUSE	BOCCHIE PORTS	PESO WEIGHT
164 760 15	12/24	4	16A / 8A	400W	30A	3/4" BSPP	5,2 kg

UP8/E-BR



12/24V

PORTATA
FLOW RATE
max.

10 l/min
2.6 gpm

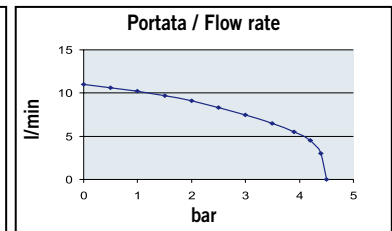
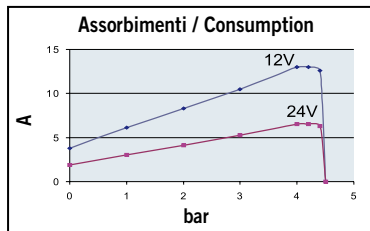
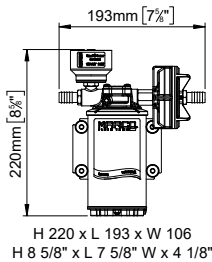
PRESSIONE
PRESSURE
max.

3,5 bar
50.8 psi

HIGH PRESSURE

CODICE PART NUMBER	VOLTS	ADESCAM. SELF-PRIM. m	CONS.	MOTORE MOTOR	FUSIBILE FUSE	TUBO TUBE	BOCCHIE PORTS	PESO WEIGHT
164 725 15	12/24	1,5	4A / 2A	150W	15A	13 mm	3/8" BSPP	2,1 kg

UP9/E-BR



12/24V

PORTATA
FLOW RATE
max.

12 l/min
3.2 gpm

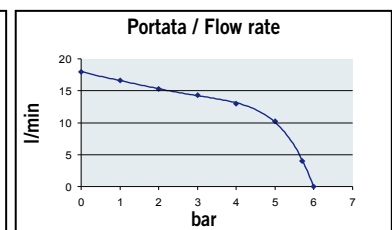
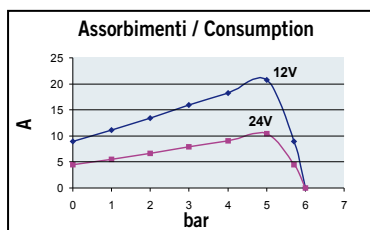
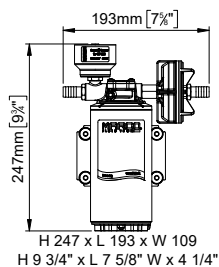
PRESSIONE
PRESSURE
max.

4,5 bar
65.3 psi

HIGH PRESSURE

CODICE PART NUMBER	VOLTS	ADESCAM. SELF-PRIM. m	CONS.	MOTORE MOTOR	FUSIBILE FUSE	TUBO TUBE	BOCCHIE PORTS	PESO WEIGHT
164 730 15	12/24	1,5	5A / 2,5A	180W	15A	13 mm	3/8" BSPP	3,3 kg

UP10/E-BR



12/24V

PORTATA
FLOW RATE
max.

18 l/min
4.8 gpm

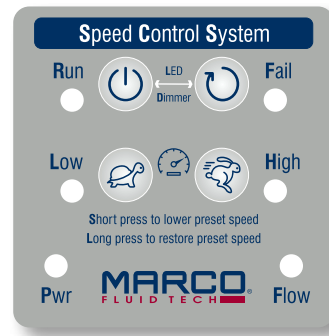
PRESSIONE
PRESSURE
max.

6 bar
87 psi

HIGH PRESSURE

CODICE PART NUMBER	VOLTS	ADESCAM. SELF-PRIM. m	CONS.	MOTORE MOTOR	FUSIBILE FUSE	TUBO TUBE	BOCCHIE PORTS	PESO WEIGHT
164 740 15	12/24	3	11A / 5,5A	360W	25A	13 mm	3/8" BSPP	4,3 kg

SCS Speed Control System



IT Il pannello di controllo SCS consente di impostare le funzioni della pompa elettronica in modalità DIESEL "High Speed" o in modalità OLIO "Low Speed". Tale impostazione viene mantenuta anche quando il pannello è scollegato.

Caratteristiche:

- Il pannello rende possibile una regolazione fine della velocità massima per ottenere portate differenti o per utilizzare la pompa con liquidi di viscosità diversa da quella preimpostata.
- Monitoraggio a distanza del funzionamento della pompa ed interazione con essa: verifica della presenza di liquido e reset in caso di malfunzionamento senza togliere alimentazione.
- Connessione rapida del pannello al cavo di 3m con attacco RJ11/6 integrato nel sensore della pompa.
- Possibilità di montaggio ad incasso con foro circolare di diametro 70mm o di montaggio esterno.
- Morsetteria che permette di replicare i pulsanti e i LED presenti sul pannello su un circuito esterno: questo permette di gestire in modo personalizzato le funzionalità su un dispositivo progettato da terze parti.

DE Das SCS Kontroll- Paneel ermöglicht es, die elektronische Pumpe auf den Diesel-Modus "High Speed" oder auf den Öl-Modus "Low Speed" einzustellen. Diese Einstellung verändert sich auch bei abgeschaltetem Paneel nicht. Eigenschaften:

- Es erlaubt eine feine Einstellung der Höchstgeschwindigkeit, um verschiedene Förderleistungen zu ermöglichen, oder um die Pumpe für diejenigen Flüssigkeiten zu gebrauchen, die eine andere Viskosität vorweisen als die voreingestellte.
- Fernüberwachung des Pumpenlaufs und deren Fernsteuerung: kontrolliert das Vorhandensein von Flüssigkeit, bei Fehlbetrieb schaltet sich die Reset-Funktion ein, ohne alles ausschalten zu müssen.
- Schnellverbindung des Paneels an das 3m RJ11/6 Kabel, das in dem Pumpensensor integriert ist.
- Einbaumöglichkeit in rundem, 70mm- Durchmesser Loch oder externe Montage.
- Mit dem Verteiler kann man die Knöpfe und LEDs des Paneels auf einen externen Kreis wiedergeben: dieses ermöglicht eine individuelle Einstellung der Funktionen auf einer externen Vorrichtung, die von Dritten entworfen wurde.

FR Le panneau de commande SCS permet le réglage des fonctions de la pompe électronique en mode DIESEL "High Speed" ou en mode OIL "Low Speed". Ce réglage d'origine est conservé même lorsque le panneau est déconnecté.

Les caractéristiques :

- Le panneau permet une mise au point de la vitesse maximale afin d'obtenir différents débits ou d'utiliser la pompe avec des liquides d'une viscosité différent de la programmation original.
- Surveillance à distance de fonctionnement de la pompe et de l'interaction avec elle: la vérification de la présence de liquide et réinitialiser en cas de dysfonctionnement sans débrancher l'appareil.
- Connexion rapide du panneau au câble de 3m avec terminal à l' RJ11/6, intégré dans le capteur de la pompe.
- Le panneau peut être encastré dans un trou circulaire d'un diamètre de 70 mm ou monté à l'extérieur .
- Le bornier permet à l'utilisateur de reproduire les boutons et les LEDs du panneau sur un circuit externe favorisant ainsi une gestion personnalisée des fonctions grâce à un dispositif externe conçu par des tiers.

EN The SCS control panel allows for the setting of the functions of the electronic pump in DIESEL "High Speed" mode or in OIL "Low Speed" mode. This original setting is kept also when the panel is disconnected. Characteristics:

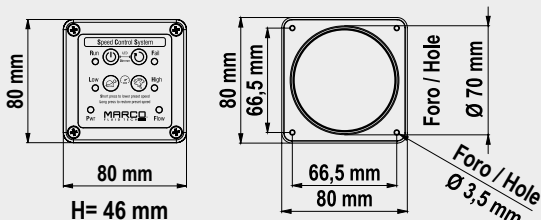
- The panel assures a fine-tuning of the maximum speed in order to obtain various flow rates or to use the pump with liquids of a viscosity different from the original set one.
- Remote monitoring of the pump operation and interaction with it: checking of liquid presence and reset in case of malfunction without disconnecting the device.
- Quick connection of the panel to the 3m RJ11/6 terminal cable integrated in the sensor of the pump.
- The panel can be recessed in a circular hole of a 70mm diameter or externally mounted.
- The terminal block allows the user to replicate the buttons and LEDs of the panel on an external circuit thus favoring a personalized management of the functions through an external device designed by third parties.

ES El panel de control SCS permite la configuración de las funciones de la bomba electrónica en modalidad DIESEL "High Speed" o en modalidad ACEITE "Low Speed". Esta configuración original se mantiene también cuando se desconecta el panel. Características:

- El panel asegura un ajuste fino de la velocidad máxima con el fin de obtener diferentes caudales o para utilizar la bomba con líquidos de una viscosidad diferente de la programada en origen.
- Monitorización remota del funcionamiento de la bomba e interacción con ella: Comprobación de la presencia de líquido y reinicio en caso de avería sin necesidad de desconectar el dispositivo.
- Conexión rápida del panel al cable de 3m con terminal RJ11/6, integrado en el sensor de la bomba.
- El panel puede ser empotrado dentro de un orificio circular de un diámetro de 70 mm o montado externamente.
- El bloque de terminales permite al usuario reproducir los botones y LEDs del panel en un circuito externo: esto permite una gestión personalizada de las funciones a través de un dispositivo externo diseñado por terceros.

PT O painel de controle SCS permite a configuração das funções da bomba eletrônica na modalidade DIESEL "High Speed" ou na modalidade OIL "Low Speed". Esta configuração original é mantida também quando o painel estiver desligado. Características:

- O painel garante um ajuste fino da velocidade máxima de forma a obter diferentes taxas de fluxo ou para se usar a bomba com líquidos de viscosidade diferente do inicialmente programado.
- Monitoramento remoto do funcionamento da bomba e interação com a mesma: verificação da presença de líquido e reinício em caso de funcionamento defeituoso sem desligar o dispositivo.
- Ligação rápida do painel ao cabo de 3m com terminal RJ11 / 6, integrado no sensor da bomba.
- O painel pode ser embutido num orifício circular com um diâmetro de 70 mm ou montado externamente.
- Um bloco de terminais permite replicar os botões e LEDs do painel num circuito externo: isto permite controlar individualmente as funções num dispositivo projetado por terceiros.



TIPO TYPE	CODICE PART NUMBER	VOLT	CONNESSIONE CONNECTION	PROTEZIONE PROTECTION	DIMENSIONI DIMENSIONS mm	FORO HOLE mm
SCS	165 204 15	12/24	RJ11	IP65	80 x 80 x 46	Ø 70

12/24V REVERSIBLE Electronic Pumps

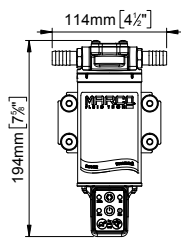
UP8-RE

Smart Keypad

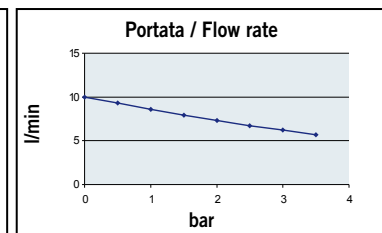
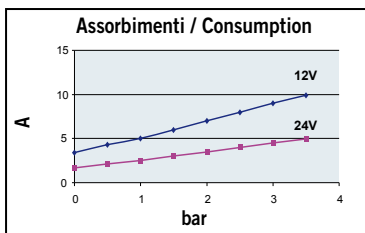


12/24V

▪ Integrated Smart Keypad for Flow Rate Fine Tuning



H 194 x L 114 x W 89
H 7 5/8" x L 4 1/2" x W 3 1/2"



PORTATA FLOW RATE max.	PRESSIONE PRESSURE max.	CODICE PART NUMBER	VOLTS	ADESCAM. SELF-PRIM. m	CONS.	MOTORE MOTOR	FUSIBILE FUSE	TUBO TUBE	BOCCHE PORTS	PESO WEIGHT
10 l/min 2.6 gpm	3,5 bar 50.8 psi HIGH PRESSURE	164 095 15	12/24	1,5	4A / 2A	150W	15A	13 mm	3/8" BSPP	2,2 kg

UP3-RK

RCS Panel see page 60

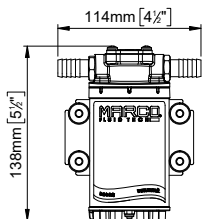


12/24V

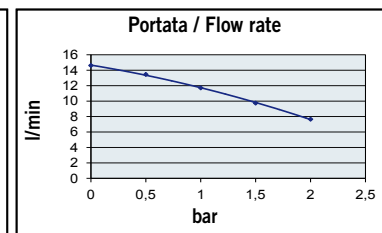
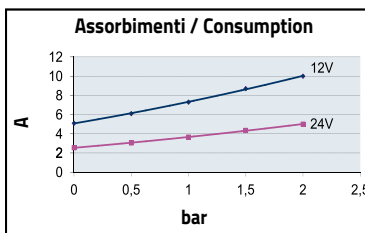
▪ Available with 1 or 2 valves



(see page 61)



H 138 x L 114 x W 82
H 5 1/2" x L 4 1/2" x W 3 1/4"



PORTATA FLOW RATE max.	PRESSIONE PRESSURE max.	CODICE PART NUMBER	VOLTS	ADESCAM. SELF-PRIM. m	CONS.	MOTORE MOTOR	FUSIBILE FUSE	TUBO TUBE	BOCCHE PORTS	PESO WEIGHT
15 l/min 4 gpm	2 bar 29 psi	164 005 15	12/24	1,5	6A / 3A	120W	10A	13 mm	3/8" BSPP	2,1 kg

UP6-RK

RCS Panel see page 60

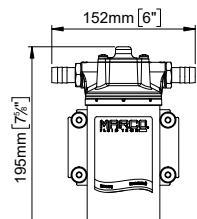


12/24V

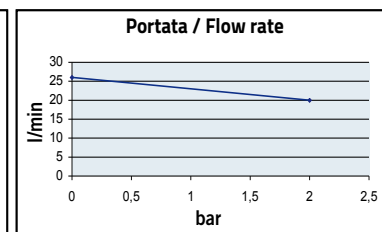
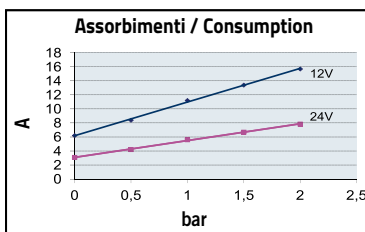
▪ Available with 1 or 2 valves



(see page 61)




H 195 x L 152 x W 95
H 7 5/8" x L 6" x W 3 3/4"

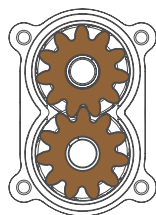


PORTATA FLOW RATE max.	PRESSIONE PRESSURE max.	CODICE PART NUMBER	VOLTS	ADESCAM. SELF-PRIM. m	CONS.	MOTORE MOTOR	FUSIBILE FUSE	TUBO TUBE	BOCCHE PORTS	PESO WEIGHT
20 l/min 5.3 gpm	2 bar 29 psi	164 064 15	12/24	2	7A / 3,5A	180W	10A	16 mm	1/2" BSPP	3,6 kg

BRONZE GEAR PUMPS



BRONZE GEARS



REVERSIBLE



IT Elettropompe ad ingranaggi in bronzo per travaso di oli lubrificanti o di liquidi viscosi. Gli ingranaggi elicoidali in bronzo garantiscono pressione costante, cicli di lavoro prolungati, maggiore silenziosità e possono operare anche in mancanza di liquido. Corpo in ottone nichelato, albero in acciaio inossidabile. Tenute in FKM e O-ring in NBR. Disponibili in versioni con interruttore o deviatore integrati, kit con interruttore cavi e pinze per batteria e kit con controllo elettronico.

DE Selbstansaugende, kleine Elektropumpen mit Bronzeshnradern, zum Umfüllen von Ölen oder dickflüssigen Flüssigkeiten. Die Bronze- Schräg Zahnräder garantieren konstanten Druck, verlängerte Arbeitszyklen, sind geräuschloser und können auch ohne Flüssigkeit arbeiten. Gehäuse aus vernickeltem Messing, Spindel aus rostfreiem Stahl. Dichtungen aus FKM, O-Ringe aus NBR. Erhältlich entweder mit integriertem Ein- und Aus Schalter oder 3-Positionen- Schalter, oder Kit mit Schalter, Kabel und Batterie zangen, oder Kit mit elektronischer Kontrolle.

FR Pompes électriques auto-amorçantes avec engrenages en bronze pour transvasement d'huiles lubrifiants et de liquides visqueux. Les engrenages hélicoïdaux en bronze assurent une pression constante, des cycles de travail longs, moins de bruit et peuvent également fonctionner en l'absence de liquide. Corps en laiton nickelé et arbre en acier inoxydable. Joint en FKM et O-Ring en NBR. Disponibles en versions avec interrupteur ou déviateur intégrés, kit avec interrupteur et pinces pour batterie, et kit avec contrôle électronique.

EN Self-priming electric pumps with bronze gears to transfer lubricating oils and viscous liquids. Helical bronze gears guarantee constant pressure, heavy duty cycles, less noise and can operate in the absence of liquid. Nickel-plated brass body and stainless steel shaft. FKM seals and NBR O-rings. Available in versions with integrated on-off switch or flow reverser switch, kit with on-off switch and battery clips, and kit with electronic control.

ES Electrobombas auto cebadas con engranajes en bronce para transvase aceites lubricantes o líquidos viscosos. Los engranajes helicoidales de bronce garantizan presión constante, largos ciclos de trabajo, menos ruido y pueden operar en ausencia de líquido. Cuerpo en latón niquelado, eje en acero inoxidable. Sellos en FKM y O-ring and NBR. Disponibles en versiones con interruptor o desviador de flujo integrados, Kit con interruptor y pinzas para batería y Kit con control electrónico.

PT Eletrobombas autoaspirantes com engrenagens em bronze para trasfega de óleos lubrificantes e líquidos viscosos. As engrenagens helicoidais de bronze garantem uma pressão constante, longos ciclos de trabalho, menos ruído e também podem funcionar, sem líquido. Corpo em latão niquelado, eixo em aço inox. Selos de FKM e O-ring de NBR. Disponíveis em versões com interruptor on-off ou desviador de fluxo integrados, kit com interruptor e pinças de bateria, e kit com controle eletrônico.

Spare parts and accessories

Page 61

OK1



Bronze Gears

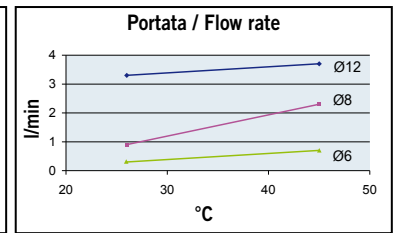
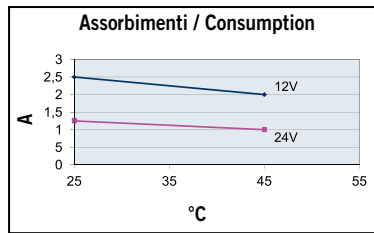
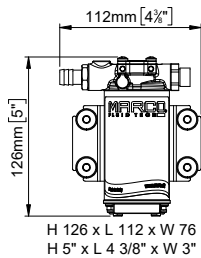
12V and 24V - DC

UP2/OIL



12V

24V



PORTATA*
FLOW RATE*
max.

PRESSIONE
PRESSURE
max.

3,3 l/min
0.9 gpm

1,5 bar
22 psi

* OIL SAE 30 AT 25°C

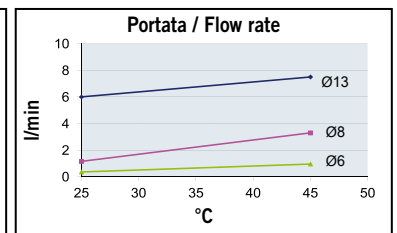
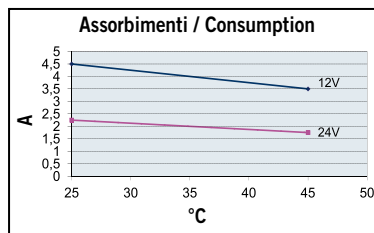
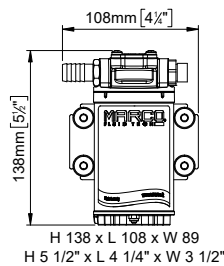
CODICE PART NUMBER	VOLTS	ADESCAM. SELF-PRIM. m	CONS.	MOTORE MOTOR	FUSIBILE FUSE	TUBO TUBE	BOCCHIE PORTS	PESO WEIGHT
164 220 12	12	1	2,5A	90W	3A	12 mm	3/8" BSPP	1,2 kg
164 220 13	24	1	1,3A	90W	1,5A	12 mm	3/8" BSPP	1,2 kg

UP3/OIL



12V

24V



PORTATA*
FLOW RATE*
max.

PRESSIONE
PRESSURE
max.

5,5 l/min
1.5 gpm

2 bar
29 psi

* OIL SAE 30 AT 25°C

CODICE PART NUMBER	VOLTS	ADESCAM. SELF-PRIM. m	CONS.	MOTORE MOTOR	FUSIBILE FUSE	TUBO TUBE	BOCCHIE PORTS	PESO WEIGHT
164 020 12	12	1	5A	90W	7,5A	13 mm	3/8" BSPP	1,4 kg
164 020 13	24	1	3A	90W	4A	13 mm	3/8" BSPP	1,4 kg

UP3/OIL-R

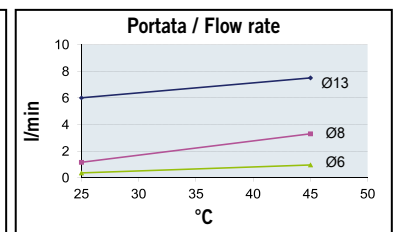
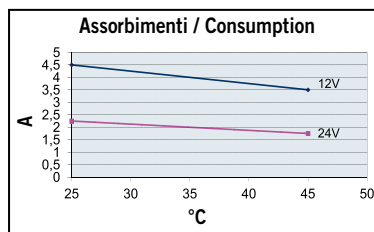
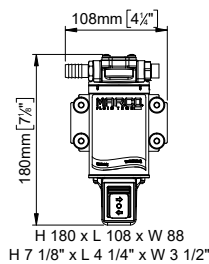


On/Off 3 positions
reversing switch



12V

24V



PORTATA*
FLOW RATE*
max.

PRESSIONE
PRESSURE
max.

5,5 l/min
1.5 gpm

2 bar
29 psi

* OIL SAE 30 AT 25°C

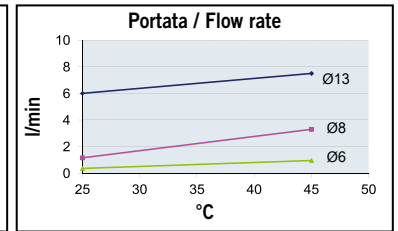
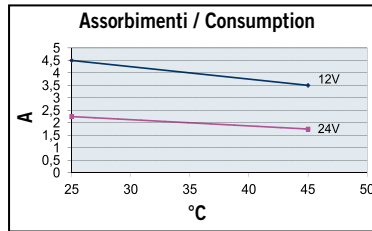
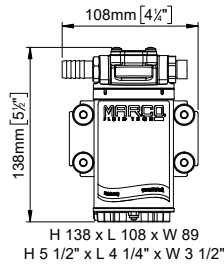
CODICE PART NUMBER	VOLTS	ADESCAM. SELF-PRIM. m	CONS.	MOTORE MOTOR	FUSIBILE FUSE	TUBO TUBE	BOCCHIE PORTS	PESO WEIGHT
164 022 12	12	1	5A	90W	7,5A	13 mm	3/8" BSPP	1,8 kg
164 022 13	24	1	3A	90W	4A	13 mm	3/8" BSPP	1,8 kg

OCK1

▪ Complete kit with battery clips



12V
24V



PORTATA*
FLOW RATE*
max.

PRESSIONE
PRESSURE
max.

5,5 l/min
1.5 gpm

2 bar
29 psi

* OIL SAE 30
AT 25°C

CODICE PART NUMBER	VOLTS	ADESCAM. SELF-PRIM. m	CONS.	MOTORE MOTOR	FUSIBILE FUSE	TUBO TUBE	BOCCHIE PORTS	PESO WEIGHT
164 930 12	12	1	6A	90W	10A	13 mm	3/8" BSPP	1,7 kg
164 930 13	24	1	3A	90W	5A	13 mm	3/8" BSPP	1,7 kg

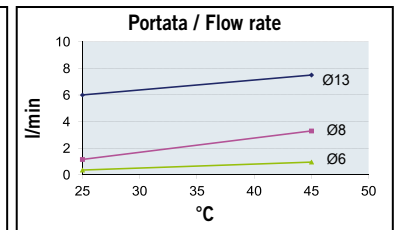
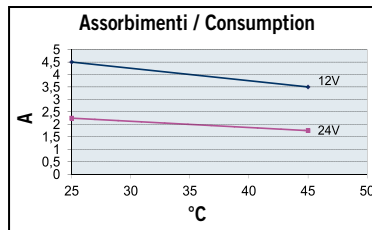
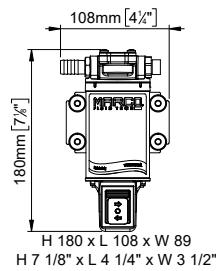
OCK1-R

▪ Complete kit with battery clips

On/Off 3 positions
reversing switch



12V
24V



PORTATA*
FLOW RATE*
max.

PRESSIONE
PRESSURE
max.

5,5 l/min
1.5 gpm

2 bar
29 psi

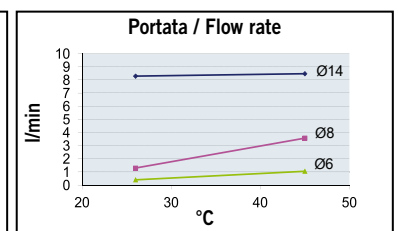
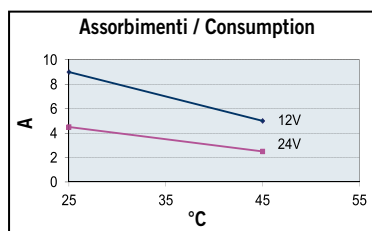
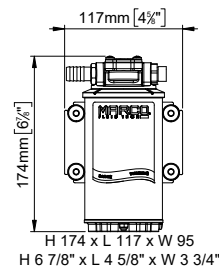
* OIL SAE 30
AT 25°C

CODICE PART NUMBER	VOLTS	ADESCAM. SELF-PRIM. m	CONS.	MOTORE MOTOR	FUSIBILE FUSE	TUBO TUBE	BOCCHIE PORTS	PESO WEIGHT
164 932 12	12	1	5A	90W	10A	13 mm	3/8" BSPP	1,4 kg
164 932 13	24	1	3A	90W	5A	13 mm	3/8" BSPP	1,4 kg

UP6/OIL



12V
24V



PORTATA*
FLOW RATE*
max.

PRESSIONE
PRESSURE
max.

8 l/min
2.1 gpm

5 bar
72.5 psi

* OIL SAE 30
AT 25°C

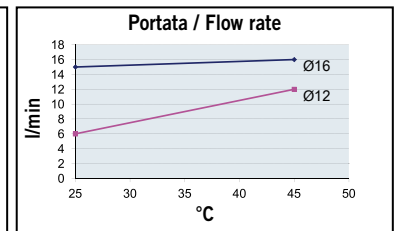
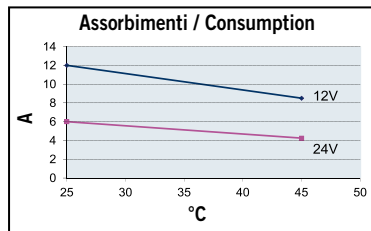
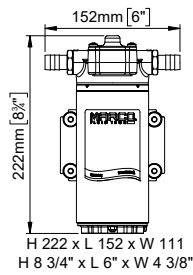
HIGH PRESSURE

CODICE PART NUMBER	VOLTS	ADESCAM. SELF-PRIM. m	CONS.	MOTORE MOTOR	FUSIBILE FUSE	TUBO TUBE	BOCCHIE PORTS	PESO WEIGHT
164 080 12	12	1,5	7A	180W	10A	13 mm	3/8" BSPP	2,5 kg
164 080 13	24	1,5	4A	180W	7,5A	13 mm	3/8" BSPP	2,5 kg

UP12/OIL



12V
24V



PORTATA*
FLOW RATE*
max.

PRESSIONE
PRESSURE
max.

15 l/min
4 gpm

3 bar
43.5 psi

* OIL SAE 30
AT 25°C

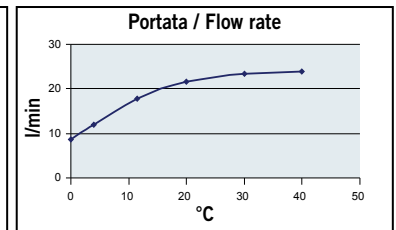
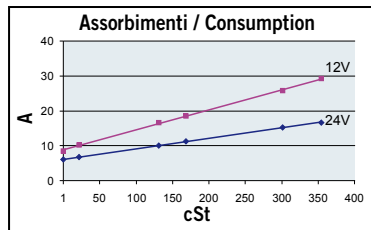
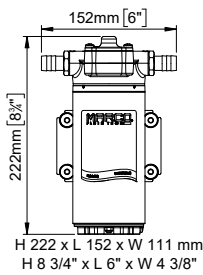
CODICE PART NUMBER	VOLTS	ADESCAM. SELF-PRIM. m	CONS.	MOTORE MOTOR	FUSIBILE FUSE	TUBO TUBE	BOCCHIE PORTS	PESO WEIGHT
164 320 12	12	2	11A	180W	15A	16 mm	1/2" BSPP	4,5 kg
164 320 13	24	2	6A	180W	7,5A	16 mm	1/2" BSPP	4,5 kg

UP12-LO

▪ For light oils



12V
24V



PORTATA**
FLOW RATE**
max.

PRESSIONE
PRESSURE
max.

22 l/min
5.8 gpm

3 bar
43.5 psi

** T46 OIL

CODICE PART NUMBER	VOLTS	ADESCAM. SELF-PRIM. m	CONS.	MOTORE MOTOR	FUSIBILE FUSE	TUBO TUBE	BOCCHIE PORTS	PESO WEIGHT
164 322 12	12	3	19A	360W	25A	16 mm	1/2" BSPP	4,5 kg
164 322 13	24	3	11A	360W	15A	16 mm	1/2" BSPP	4,5 kg

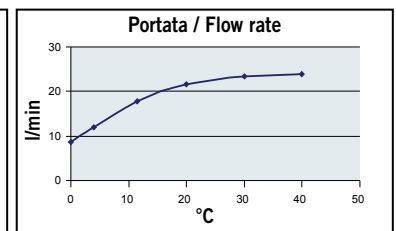
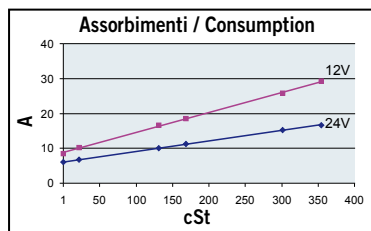
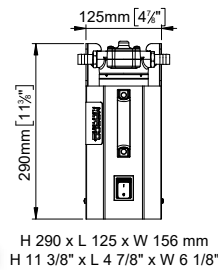
UP12-LOCK

▪ For light oils ▪ Portable kit with battery clips

I On/Off switch
0



12V
24V



PORTATA**
FLOW RATE**
max.

PRESSIONE
PRESSURE
max.

22 l/min
5.8 gpm

3 bar
43.5 psi

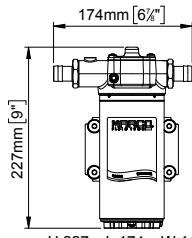
** T46 OIL

CODICE PART NUMBER	VOLTS	ADESCAM. SELF-PRIM. m	CONS.	MOTORE MOTOR	FUSIBILE FUSE	TUBO TUBE	BOCCHIE PORTS	PESO WEIGHT
164 324 12	12	3	19A	360W	25A	16 mm	1/2" BSPP	4,5 kg
164 324 13	24	3	11A	360W	15A	16 mm	1/2" BSPP	4,5 kg

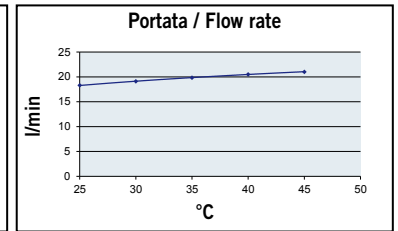
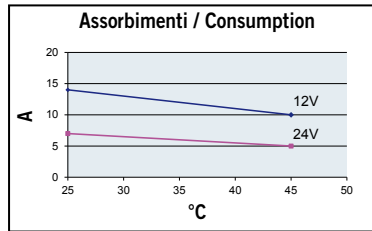
UP14/OIL



12V
24V



H 227 x L 174 x W 119
H 9" x L 6 7/8" x W 4 5/8"



PORTATA* FLOW RATE* max.	PRESSIONE PRESSURE max.
18,3 l/min 4.8 gpm	2 bar 29 psi

* OIL SAE 30
AT 25°C

CODICE PART NUMBER	VOLTS	ADESCAM. SELF-PRIM. m	CONS.	MOTORE MOTOR	FUSIBILE FUSE	TUBO TUBE	BOCCHIE PORTS	PESO WEIGHT
164 520 12	12	2	14A	260W	20A	20 mm	3/4" BSPP	5,3 kg
164 520 13	24	2	7A	260W	15A	20 mm	3/4" BSPP	5,3 kg

Flexible Impeller

12V and 24V - DC

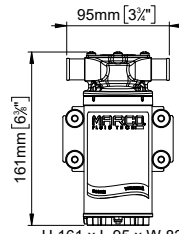
UP1-J/OIL

- FKM Impeller
- Low speed
- Special for oil change

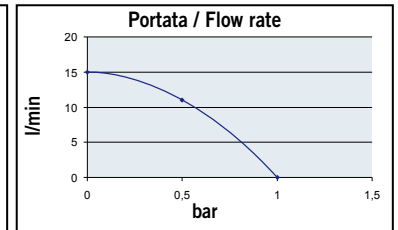
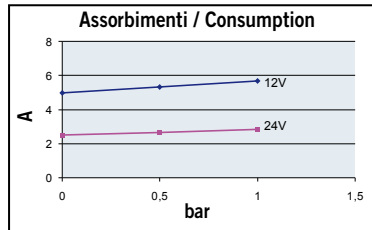
NEW



12V
24V



H 161 x L 95 x W 82
H 6 3/8" x L 3 3/4" x W 3 1/4"



PORTATA* FLOW RATE* max.	PRESSIONE PRESSURE max.
15 l/min 4 gpm	1 bar 14.5 psi

* OIL SAE 30 AT 25°C

CODICE PART NUMBER	VOLTS	ADESCAM. SELF-PRIM. m	CONS.	MOTORE MOTOR	FUSIBILE FUSE	TUBO TUBE	BOCCHIE PORTS	PESO WEIGHT
162 005 12	12	1	5A	120W	7,5A	20 mm	3/8" BSPP	1,8 kg
162 005 13	24	1	2,5A	120W	4A	20 mm	3/8" BSPP	1,8 kg

Bronze Gears

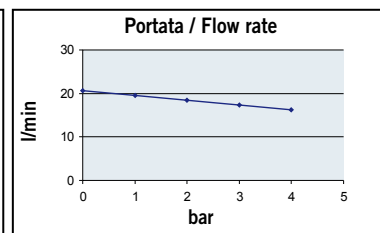
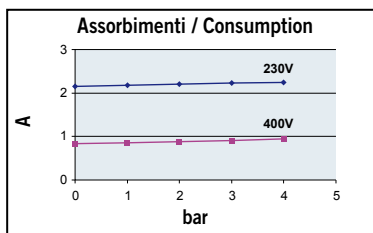
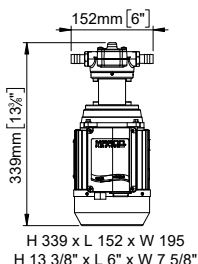
230V and 400V - AC

UP6/OIL-AC

NEW



230V
400V



	PORTATA FLOW RATE max.	PRESSIONE PRESSURE max.
230V	14 l/min 3.7 gpm	5 bar 72.5 psi
400V	14 l/min 3.7 gpm	5 bar 72.5 psi

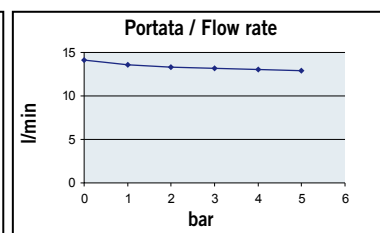
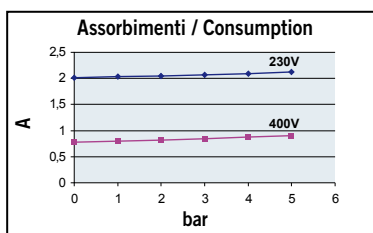
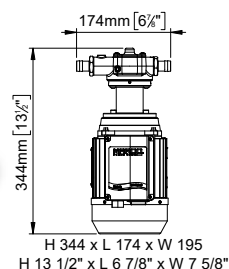
CODICE PART NUMBER	VOLT	ADESCAM. SELF-PRIM. m	CONS.	MOTORE MOTOR	FUSIBILE FUSE	TUBO HOSE	BOCCHIE PORTS	PESO WEIGHT
164 081 1C	230	1	2A	370W	3A	16 mm	1/2" BSPP	7,6 kg
164 081 1F	400	1,5	0,8A	370W	1A	16 mm	1/2" BSPP	7,6 kg

UP14/OIL-AC

NEW



230V
400V



	PORTATA FLOW RATE max.	PRESSIONE PRESSURE max.
230V	21 l/min 5.5 gpm	4 bar 58 psi
400V	21 l/min 5.5 gpm	4 bar 58 psi

CODICE PART NUMBER	VOLT	ADESCAM. SELF-PRIM. m	CONS.	MOTORE MOTOR	FUSIBILE FUSE	TUBO HOSE	BOCCHIE PORTS	PESO WEIGHT
164 521 1C	230	2	2,1A	370W	3A	19 mm	3/4" BSPP	8,1 kg
164 521 1F	400	2	0,8A	370W	1A	19 mm	3/4" BSPP	8,1 kg

12/24V Electronic Oil Change Kits

IT Pompe e sistemi reversibili con controllo elettronico per operazioni di travaso e cambio olio. Il controllo elettronico regola la velocità del motore della pompa in base alla viscosità/temperatura dell'olio e aumenta il numero di giri nella fase di adescamento per maggiore rapidità dell'operazione. Il sistema va in blocco automatico in caso di fine liquido, cortocircuito e dopo 30 minuti di operatività.

DE Pumpen und reversible Systeme mit elektronischer Kontrolle zum Umfüllen und Wechsel von Öl. Automatische Geschwindigkeitsregulierung des Motors je nach Dickflüssigkeit/Temperatur des Öles. Um die Ansaugphase zu verkürzen, wird die Drehzahl erhöht. Das System wird automatisch blockiert bei Fehlen der Flüssigkeit, bei Kurzschluss und nach 30 Minuten Arbeitszeit.

FR Pompes et systèmes réversibles avec contrôle électronique pour vidanger et changer l'huile. Le contrôle électronique règle la vitesse du moteur selon la viscosité/température de l'huile et de plus augmente le numéro de tours-moteur dans la phase d'amorçage pour une rapidité opérative. Le système est bloqué automatiquement en cas de réservoir vide, court-circuit et après 30 min. de fonctionnement.

EN Reversible electronic pumps and systems for oil fill and drain operations. The electronic control adjusts the speed of the motor according to oil viscosity/temperature and increases its speed during priming for faster operations. The system automatically shuts off in case of empty tank, short circuit and after 30 minutes of operation.

ES Bombas y sistemas reversibles con control electrónico para el vaciado/llenado de aceite. El control electrónico adapta la velocidad del motor a la viscosidad/temperatura del aceite. También aumenta la velocidad de la bomba en fase de cebadura para mejorar la velocidad de las operaciones. El sistema se para automáticamente en caso de tanque vacío, cortocircuito y después de 30 minutos de trabajo.

PT Bombas e sistemas reversíveis com controle eletrônico para o rápido esvaziamento e enchimento do óleo. O controle eletrônico regula a velocidade do motor conforme a viscosidade/temperatura do óleo, além disso aumenta o número das voltas na fase de aspiração para uma maior velocidade operativa. O sistema entra em bloqueio automático no caso do líquido acabar ou de curto-circuito, e depois de 30 min. de trabalho.

Spare parts and accessories

OCP1/3



OCP2/3



OCP1/6



OCP2/6



Page 61

OCK8-E

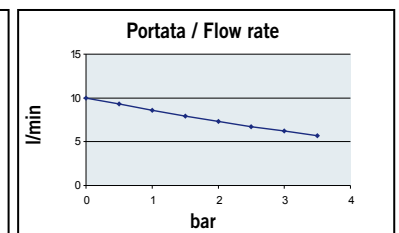
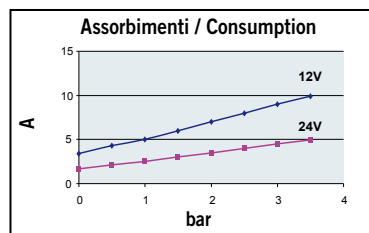
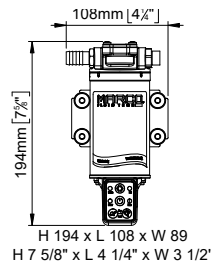
Smart Keypad



12/24V

- Integrated Smart Keypad for fine tuning
- Reversible

- Complete kit with battery clips



PORTATA
FLOW RATE
max.

10 l/min
2.6 gpm

PRESSIONE
PRESSURE
max.

3,5 bar
50.8 psi

HIGH PRESSURE

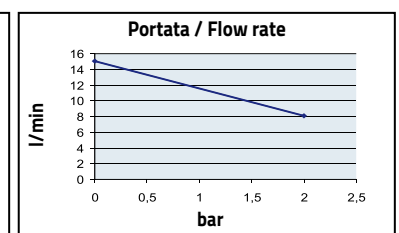
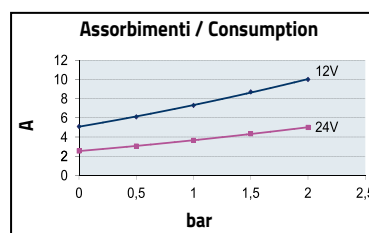
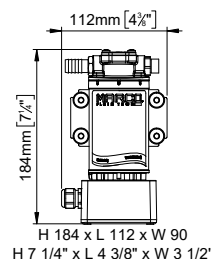
CODICE PART NUMBER	VOLTS	ADESCAM. SELF-PRIM. m	CONS.	MOTORE MOTOR	FUSIBILE FUSE	TUBO TUBE	BOCCHIE PORTS	PESO WEIGHT
164 936 15	12/24	1,5	4A / 2A	150W	15A	13 mm	3/8" BSPP	2,2 kg

OCK1-E

- Reversible
- Complete kit with battery clips



12/24V



PORTATA
FLOW RATE
max.

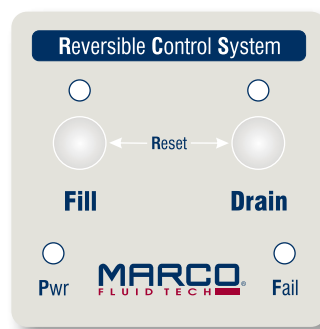
15 l/min
4 gpm

PRESSIONE
PRESSURE
max.

2 bar
29 psi

CODICE PART NUMBER	VOLT	ADESCAM. SELF-PRIM. m	CONS.	MOTORE MOTOR	FUSIBILE FUSE	TUBO HOSE	BOCCHIE PORTS	PESO WEIGHT
164 931 15	12/24	1	6A / 3A	120W	7,5A	13 mm	3/8" BSPP	2,4 kg

RCS Reversible Control System



IT Il pannello di controllo RCS, integrato nelle pompe e nei sistemi di travaso e cambio olio, permette di monitorare il funzionamento della pompa ed interagire con essa. Caratteristiche:

- Reversibilità della direzione del flusso che permette due modalità operative: DRAIN per l'aspirazione e FILL per il riempimento.
- Regolazione automatica della velocità del motore in base alla viscosità e alla temperatura del liquido.
- Arresto e riavvio della pompa con la semplice pressione di un tasto.
- Reset istantaneo tramite la pressione simultanea dei due tasti operativi (DRAIN e FILL).
- Arresto automatico dopo 30 secondi in caso di olio troppo viscoso o rubinetto chiuso.
- Arresto automatico dopo 90 secondi dal termine del travaso, quando la pompa è vuota.
- Arresto automatico dopo 30 minuti di funzionamento senza interruzioni (opzione disattivabile direttamente dal pannello).
- Segnalazioni operative tramite LED luminosi.
- Possibilità di impostazione "High Speed" per travaso diesel.

DE Das RCS-Kontrollpaneel, das in den Pumpen und in den Umfüll- und Ölwechselsystemen integriert ist, ermöglicht die Kontrolle der Pumpentätigkeit, sowie eine Interaktion. Eigenschaften:

- Flüssigkeit kann in zwei Richtungen fließen: DRAIN-Modus beim Absaugen und FILL-Modus beim Einfüllen
- automatische Geschwindigkeitsregelung des Motors je nach Zähflüssigkeitsgrad und Temperatur
- Stoppen und Starten der Pumpe wird mit einem Knopfdruck betätigt
- unmittelbares Resetieren erfolgt mit simultanem Drücken der beiden Tasten DRAIN und FILL
- bei allzu zähflüssigem Öl oder bei geschlossenem Hahn erfolgt ein automatischer Stop nach 30 Sekunden
- automatischer Stop nach 90 Sekunden, wenn nach dem Umfüllen die Pumpe leer ist
- automatischer Stop nach 30 Minuten ununterbrochener Arbeit (kann man, wenn unerwünscht, direkt am Panel ausschalten)
- LED-Anzeige bei leerem Behälter
- "High speed" Einstellungsmöglichkeit für Dieselumfüllung

FR Le panneau de contrôle RCS, intégré dans les pompes à huile et les systèmes de changement d'huile vous permet de surveiller à distance le fonctionnement de la pompe et d'interagir avec elle. Caractéristiques:

- Réversibilité du sens d'écoulement, ce qui permet deux modes de fonctionnement : DRAIN pour l'aspiration et FILL pour le remplissage.
- Régulation automatique de la vitesse du moteur en fonction de la viscosité et de la température du liquide.
- Arrêt et démarrage de la pompe avec une simple pression sur un bouton.
- Réinitialisation immédiate en appuyant sur les boutons DRAIN et FILL à la fois.
- Arrêt automatique au bout de 30 secondes en présence d'huile avec une viscosité excessive ou robinet fermé.
- Arrêt automatique au bout de 90 secondes de la fin de l'opération lorsque la pompe est vide.
- Arrêt automatique au bout de 30 minutes de fonctionnement continu (cette option peut être désactivée directement depuis le panneau).
- Les opérations sont signalées par des LEDs lumineuses.
- Possibilité de réglage "High Speed" pour le transvasement de diesel.

EN The RCS control panel integrated in the oil pumps and oil change systems allows you to remotely monitor the operation of the pump and interact with it. Features:

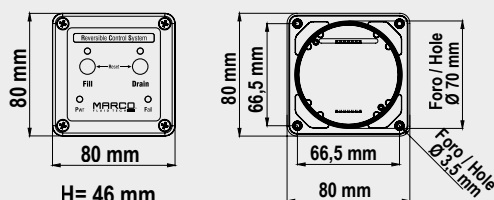
- The reversibility of flow direction allows for two operative modes: DRAIN for aspiration and FILL for filling.
- Automatic regulation of the motor speed according to viscosity and temperature of the liquid.
- Stop and Start of the pump with a simple push of a button.
- Immediate reset by pressing the DRAIN and FILL buttons at the same time.
- Automatic stop after 30 seconds in presence of oil with excessive viscosity or closed tap.
- Automatic stop after 90 seconds from the end of the operation when the pump is empty.
- Automatic stop after 30 minutes of continuous operation (this option can be deactivated directly from the panel).
- Operations are signaled by luminous LEDs.
- Possibility of "High Speed" setting for diesel transfer.

ES El panel de control RCS integrado en las bombas de aceite y en los sistemas de cambio de aceite permite controlar a distancia el funcionamiento de la bomba e interactuar con ella. Características:

- Reversibilidad de la dirección del flujo a través de dos modos operativos: DRAIN para aspiración y FILL para llenado.
- Regulación automática de la velocidad del motor de acuerdo con la viscosidad y la temperatura del líquido.
- Apagamiento e reinicio de la bomba con una simple pulsación de un botón.
- Reajuste inmediato pulsando los botones DRAIN y FILL al mismo tiempo.
- Parada automática después de 30 segundos en presencia de aceite con una viscosidad excesiva o grifo cerrado.
- Parada automática después de 90 segundos desde el final de la operación cuando la bomba está vacía.
- Parada automática después de 30 minutos de funcionamiento continuo (esta opción se puede desactivar directamente desde el panel).
- Las operaciones se indican mediante LEDs luminosos.
- Posibilidad de ajuste al modo "High Speed" para transvase de diésel.

PT O painel de controle RCS integrado nas bombas de óleo e nos sistemas de mudança de óleo permite monitorar remotamente o funcionamento da bomba e interagir com a mesma. Características:

- Dois modos operativos: DRAIN para aspiração e FILL para enchimento, com possibilidade de inversão do sentido de fluxo.
- Regulação automática da velocidade do motor conforme a viscosidade e a temperatura do líquido.
- Paragem e arranque da bomba com uma simples pressão dum botão.
- Redefinição imediata pressionando os botões DRAIN e FILL ao mesmo tempo.
- Paragem automática depois de 30 segundos em presença de óleo com viscosidade excessiva ou torneira fechada.
- Paragem automática depois de 90 segundos a partir do final da operação, quando a bomba está vazia.
- Paragem automática depois de 30 minutos de operação contínua (esta opção pode ser desativada diretamente no painel).
- As operações são sinalizadas por LEDs luminosos.
- Possibilidade de definir o modo "High Speed" para trasfega de diesel.



TIPO TYPE	CODICE PART NUMBER	VOLT	DESCRIZIONE DESCRIPTION	PROTEZIONE PROTECTION	DIMENSIONI DIMENSIONS mm	FORO HOLE mm
RCS	165 201 15	12/24	for UP3-RK	IP67	80 x 80 x 46	Ø 70
	165 202 15	12/24	for UP6-RK	IP67	80 x 80 x 46	Ø 70

IS14 IS16



IT Filtro in linea in nylon trasparente con parte filtrante in acciaio inox AISI 304. Chiusura a scatto per una facile ispezione e pulizia.

DE Angeschlossener Filter aus durchsichtigem Nylon mit Filternetz aus Edelstahl AISI 304. Druckverschluss für eine einfache Reinigung.

FR Filtre en ligne de nylon transparent avec grille filtrante en acier inoxydable AISI 304. Déclenchement rapide pour faciliter l'inspection et le nettoyage.

EN In-line filter made of transparent nylon with AISI 304 stainless steel net. Snap-on locking for easy inspection and cleaning.

ES Filtro en línea de nylon transparente con rejilla de acero inoxidable AISI 304. Gran facilidad de desmontaje para su limpieza.

PT Filtro em linha de nylon transparente com rede de aço inoxidável AISI 304. Grande facilidade de desmontagem para a limpeza.

TIPO TYPE	CODICE PART NUMBER	RACCORDI CONNECTIONS	TUBO TUBE	MATERIALE MATERIAL	O-RING	GRIGLIA NET
IS14	165 000 10	3/8" BSP	ø14 mm interno ø14 mm inner tubing	PA6	NBR	0,5x0,5
IS14	165 002 10	3/8" BSP	ø14 mm interno ø14 mm inner tubing	PA6	FKM	0,5x0,5
IS14	165 003 10	3/8" BSP	ø14 mm interno ø14 mm inner tubing	PA6	SILICONE	0,5x0,5
IS16	165 001 10	1/2" BSP	ø16 mm interno ø16 mm inner tubing	PA6	NBR	0,5x0,5
IS20	165 004 10	3/4" BSP	ø20 mm interno ø20 mm inner tubing	PA6	NBR	0,5x0,5

OK1



Part No. 165 020 00

IT Kit tubi ø 8 mm e 6 mm esterno per pompe travaso olio.

DE Schlauchkit ø 8 mm und 6 mm für Ölpumpen.

FR Kit de tuyaux ø 8 mm et 6 mm ext. pour transvasement d'huiles.

EN Tube kit of 8 mm and 6 mm ext. ø for oil pumps.

ES Kit tubos ø 8 mm y 6 mm ext. para bombas de transvase aceites.

PT Kit de tubos ø 8 mm y 6 mm ext. para bombas de trasfega óleos.

OCP1/3

3/8" valve



OCP2/3

Two 3/8" valves



OCP1/6

1/2" valve



OCP2/6

Two 1/2" valves



TIPO
TYPE

CODICE
PART NUMBER

DESCRIZIONE
DESCRIPTION

BOCCHE
PORTS

OCP1/3

165 030 00

1 valve tap for UP3-RK

3/8" BSPP

OCP2/3

165 031 00

2 valves tap for UP3-RK

3/8" BSPP

OCP1/6

165 032 00

1 valve tap for UP6-RK

1/2" BSPP

OCP2/6

165 033 00

2 valves tap for UP6-RK

1/2" BSPP

KB



Part No. 165 400 00

- IT** Kit cavi e pinze per batteria.
- DE** Kabelkit mit Batterieklemmen.
- FR** Kit de câbles et pinces de batterie.

- EN** Kit of cables and battery clips.
- ES** Kit de cables y clips de batería.
- PT** Kit de cabos e pinças de alimentação.

BF20

BF25



Part No.
165 005 10



Part No.
165 006 10

- IT** Filtro di fondo e portagomma per tubo \varnothing 20 o \varnothing 25 mm.
- DE** Fußfilter und Schlaucholive für \varnothing 20 mm oder \varnothing 25 mm Schlauch.
- FR** Filtre de fond et connexions pour tuyau de \varnothing 20 ou \varnothing 25 mm.
- EN** Bottom filter and hosefittings for tubing \varnothing 20 mm or \varnothing 25 mm.
- ES** Filtro de fondo y conexiones para tubo \varnothing 20 o \varnothing 25 mm.
- PT** Filtro de fundo e ligações para tubo de \varnothing 20 ou \varnothing 25 mm.

RJ11



CODICE
PART NUMBER

DESCRIZIONE
DESCRIPTION

LUNGHEZZA CAVO
CABLE LENGTH
m

165 410 00


Cavo nero con accoppiatore per SCS / PCS
Black cable with coupler for SCS / PCS

10

165 411 00

Cavo nero con accoppiatore per SCS / PCS
Black cable with coupler for SCS / PCS

3



**OTHER CATALOGUES
ON OUR WEBSITE**

www.marco.it



ISO 9001

In quasi cinquant'anni di attività produttiva abbiamo sempre perseguito e mantenuto l'obiettivo qualità. Siamo determinati a costruire qualità dentro ogni cosa che facciamo. Vogliamo dare performance sempre migliori nei giusti tempi. Con una costante attenzione ai bisogni delle persone del nostro settore e coinvolgendo i nostri operatori in un'azione motivata e partecipe proponiamo prodotti, soluzioni e servizi innovativi mirando a superare le loro stesse aspettative. La nostra strategia aziendale si sviluppa attraverso un processo informativo sempre più controllato. Il nostro compito è quello di essere un partner affidabile per i nostri interlocutori, contribuire sempre più al loro successo attraverso la nostra organizzazione. La loro fiducia costituisce il nostro motivo ed è allo stesso tempo obiettivo di esistenza nel mercato internazionale.

In unserer fast 50 Jahren langen Aktivität haben wir die Qualität immer an die erste Stelle gesetzt. Wir sind entschlossen, diese Qualität in alle Teile zu integrieren, die wir entwickeln und herstellen. Wir streben danach, unser Leistungsvermögen innerhalb angemessener Zeitparameter ständig zu verbessern. Wir möchten innovative Produkte, Lösungen und Dienstleistungen anbieten, unter Berücksichtigung der Anforderungen und Bedürfnisse unserer Kunden, gepaart mit einem koordinierten und motivierten Handeln unserer Mitarbeiter, um die Kundenerwartungen zu übertreffen. Unsere Firmenstrategie entwickelt sich mit den digitalisierten und ständig besser kontrollierten Informations- und Produktionstechnologien. Unser Anliegen ist es, all unseren Kunden ein verlässlicher Partner zu sein und durch unsere Organisation zu deren Erfolg beizutragen. Das Vertrauen unserer Kunden ist unsere Antriebskraft und zugleich unser Ziel, um auf dem internationalen Markt zu bestehen.

Dans presque cinquante ans nous avons toujours poursuivi et maintenu l'objectif qualité. Nous sommes déterminés à construire qualité à l'intérieur de toute chose que nous faisons. Nous voulons donner performances de plus en plus meilleures dans les plus justes temps. Avec une constante attention aux besoins des personnes de notre secteur et impliquant nos opérateurs dans une action motivée et participée, nous proposons des produits, des solutions, et des services innovants en visant à surpasser leurs mêmes attentes. La stratégie de notre Maison se développe par un processus informatif de plus en plus contrôlé. Notre rôle est celui d'être un partenaire efficace et fidèle pour tous nos interlocuteurs et contribuer de plus en plus à leur succès à travers notre organisation. Leur confiance constitue notre but et en même temps l'objectif d'existence dans le marché international.

We have constantly strived for, and maintained the quality objective in almost fifty years of our manufacturing activity. We are determined to build quality into everything we make. We wish to constantly improve performance within adequate time parameters. Keeping in mind the needs of those who operate in our market sector, together with a coordinated and motivated action plan involving all our partners, we wish to offer innovative products, solutions and services while at the same time striving to exceed their expectations. Our company strategy is to evolve through a well controlled and informed business process. We aim to be a reliable partner to all our customers and to contribute increasingly to their success through our organization. Their trust constitutes our motive and at the same time our objective for existence in the international market.

En casi cincuenta años de actividad productiva hemos siempre perseguido y mantenido el objetivo calidad y estamos aún más decididos en "construir" calidad en cualquier cosa que vamos hacer. Queremos dar prestaciones siempre mejores en los tiempos adecuados. Con una atención constante a las necesidades de las personas de nuestro sector y envolviendo nuestros operadores en una acción motivada y participe, proponemos productos, soluciones y servicios innovadores, aspirando a superar sus mismas expectativas. Nuestra estrategia empresarial se desarrolla por medio de un proceso informativo muy avanzado y controlado. Nos proponemos ser un partner fiable para nuestros interlocutores y contribuir siempre más a su éxito por medio de nuestra organización. Su confianza constituye nuestro motivo y al mismo tiempo objetivo de existencia en el mercado internacional.

Em quase cinquenta anos de actividade produtiva sempre seguimos e mantivemos o objetivo da qualidade e estamos cada vez mais decididos a "construir" qualidade em qualquer coisa que façamos. Queremos dar sempre a melhor performance na hora certa. Com uma atenção constante nas necessidades das pessoas no nosso sector, e envolvendo os nossos colaboradores numa acção motivada e participante, propomos produtos, soluções e serviços inovadores, aspirando ultrapassar as suas expectativas. A nossa estratégia empresarial desenvolve-se por meio dum processo informativo muito avançado e controlado. Ambicionamos ser um parceiro fiável para nossos interlocutores e contribuir cada vez mais para o seu êxito por intermédio da nossa organização. A sua confiança constitui o nosso motivo e ao mesmo tempo o objetivo da nossa existência no mercado internacional.



ISO 14001

Alla base della vita c'è il rispetto di essa. Trattare le risorse della natura con responsabilità è diventato un motivo dominante per chi, come noi, vuole offrire un futuro all'ambiente. La qualità della vita di tutti i giorni è il presupposto per l'esistenza di un futuro affrontabile. Materiali riciclabili, prodotti a ridotto consumo di energia, procedimenti produttivi ecologici, operatori formati e informati contribuiscono a salvaguardare passo dopo passo l'ambiente come risultato di una scelta attenta e consapevole.

Ausgangspunkt des Lebens ist der Respekt für dasselbe. Die natürlichen Ressourcen müssen verantwortungsbewußt benutzt werden; das ist das Leitmotiv für all diejenigen, die, wie wir, der Umwelt eine Zukunft bieten wollen. Die Qualität des Alltags ist die Voraussetzung für eine akzeptable Zukunft. Material zur Wiederverwertung, Produkte, die ein Minimum an Energie verbrauchen, ökologische Produktionsverfahren, sowie ausgebildetes und höchstinformiertes Personal tragen dazu bei, Schritt für Schritt die Umwelt zu respektieren und sie mit verantwortungsbewußten Entscheidungen zu retten.

À la base de la vie il y a le respect. Traiter les ressources de la nature avec responsabilité est devenu un motif dominant pour qui, comme nous, veut offrir un futur à l'environnement. La qualité de la vie de tous les jours est le fondement de l'existence d'un futur abordable. Matériels recyclés, produits à consommation d'énergie réduite, procédés de production écologiques, opérateurs formés et informés contribuent, pas à pas, à sauvegarder l'environnement comme résultat d'un choix de conscience.

Respect for life remains at the essence of life itself. Managing nature's resources with responsibility has become a dominant motive for those who, like us, wish to contribute to the future of the environment. Everyday quality of life is a basic requirement for the existence of a promising future. Recyclable materials, reduced energy consumption products, ecological production processes, well-trained and informed workers, all contribute to protecting the environment, step by step, as a result of responsible and accurate choices made all along.

El respeto a la vida es la esencia de la vida misma. Tratar los recursos de la naturaleza con cuidado se ha hecho un motivo dominante para quien, como nosotros, quiere garantizar un futuro al ambiente. La calidad de la vida cotidiana es la premisa para la existencia de un futuro posible. Materiales reciclables, productos a bajo consumo de energía, procesos productivos ecológicos, operadores formados e informados contribuyen a salvaguardar paso a paso el medio ambiente como logro de una elección atenta y consciente.

O respeito pela vida é a essência da própria vida. Tratar os recursos da natureza com responsabilidade tornou-se num motivo dominante para quem, como nós, quer garantir um futuro ao ambiente. A qualidade da vida diária é a premissa para a existência dum futuro promissor. Materiais recicláveis, produtos de baixo consumo de energia, processos produtivos ecológicos, operadores formados e informados contribuem para salvaguardar passo a passo o meio ambiente, como resultado duma escolha atenta e consciente.

Garanzia

- 1) Il periodo di garanzia è di 2 anni dalla data d'acquisto come risulta dalla relativa fattura.
- 2) Nel caso la fattura non fosse disponibile, il periodo di garanzia di 2 anni sarà calcolato dalla data di fabbricazione.
- 3) La garanzia decade e s'intende nulla in caso d'utilizzazione non corretta o nel caso venissero ignorate le istruzioni contenute nei manuali.
- 4) La garanzia copre solamente i difetti di fabbricazione.
- 5) La garanzia non copre i costi connessi di installazione e smontaggio.
- 6) I costi di trasporto sono rimborsabili solo nel caso in cui la garanzia sia stata debitamente riconosciuta e accettata da Marco S.p.A. Il rimborso sarà limitato ai costi di spedizione dal magazzino di Marco S.p.A. alla sede del cliente.
- 7) Nessuna nota di credito o reso saranno effettuati prima di un test eseguito dal controllo di qualità di Marco S.p.A. che dichiari difettoso il prodotto.

La società MARCO non accetterà nessun reso senza previa accettazione e accordo dell'ufficio commerciale.

Garantie

- 1) Die Garantie von 2 Jahren beginnt mit dem Einkaufsdatum d.h. Datum unserer Rechnung an den Kunden.
- 2) Für den Fall, dass die Rechnung nicht vorliegt beginnt die Garantie von 2 Jahren ab unserem Produktionsdatum.
- 3) Die Garantie verfällt bei nicht korrektem Einsatz des Produktes, oder bei Ignorierung der Gebrauchsanweisungen.
- 4) Die Garantie wird nur für Produktionsfehler akzeptiert
- 5) Die Garantie beinhaltet nicht die Kosten für Installation oder Abmontierungen
- 6) Die Transportkosten werden von der Firma MARCO S.p.A. nur in dem Fall getragen, wo der Garantiefall akzeptiert wurde. Diese Kosten beinhalten den Transport ab dem Werk der Firma MARCO bis zum Firmensitz des Kunden.
- 7) Es wird keine Gutschrift erstellt und kein Austausch gestattet bis die erfolgten Tests der Qualitätskontrolle von der MARCO S.p.A. einen effektiven Produktionsfehler bewiesen haben.

Die Firma MARCO akzeptiert keine Rücksendungen ohne vorherige Absprache mit dem Verkaufsbüro.

Garantie

- 1) La période de garantie est de 2 ans de la date d'achat qui est indiquée sur la facture correspondante.
- 2) Le cas où la facture ne soit pas disponible la période de garantie de 2 ans sera calculée de la date de fabrication.
- 3) La garantie déchoit et est considérée annulée en cas d'utilisation incorrecte ou en cas les instructions contenues dans le manuel d'instructions soient ignorées.
- 4) La garantie couvre seulement les défauts de fabrication.
- 5) La garantie ne couvre pas les coûts liés à l'installation et démontage.
- 6) Les frais de transport sont remboursables seulement le cas où la garantie est dument reconnue et acceptée par MARCO S.p.A. Ces coûts seront limités aux frais d'expédition entre le magasin de Marco S.p.A. et l'adresse du client.
- 7) Aucune note de crédit ou de remplacement sera émise avant que le produit réclamé soit examiné par le Département de Contrôle de Qualité de MARCO S.p.A. qui est le seul qui peut déclarer défectueux le produit.

La maison MARCO n'acceptera pas aucun retour de marchandise sans préalable accord et acceptation du bureau commerciale.

Warranty

- 1) The Warranty period is 2 years from date of purchase on production of the appropriate sales invoice.
- 2) Should the original sales invoice not be available, then the 2 year warranty period will be valid from date of production.
- 3) The Warranty becomes null and void in the case of incorrect utilization or disregard of the instructions contained within manuals.
- 4) The Warranty only covers original production defects.
- 5) The Warranty does not cover any related installation costs involved.
- 6) Transport costs are refundable only in the case where warranty has been duly recognized and accepted by Marco Spa. These costs will be limited to the actual shipment costs between Marco Spa warehouse and the client's delivery address.
- 7) No credit notes or replacement items will be issued prior to the receipt and proper testing of any Marco goods that are deemed faulty.

The company MARCO will not accept any returned goods without prior agreement and approval of the sales department.

Garantía

- 1) El periodo de garantía es de 2 años de la fecha de compra, como resulta en la factura relativa.
- 2) En el caso que la factura no sea disponible, el periodo de garantía de 2 años será calculado de la fecha de producción.
- 3) La garantía vence y se considera nula en caso de uso incorrecto o en caso sean desatendidas las instrucciones contenidas en los manuales.
- 4) La garantía cubre solamente los defectos de fabricación.
- 5) La garantía no cubre los costes envueltos de instalación y desmontaje.
- 6) Los costes de transporte son reembolsables sólo en el caso che la garantía haya sido reconocida y aceptada por Marco S.p.A. Estos costes serán limitados al los costes de envío desde el almacén de Marco S.p.A. y la sede del cliente.
- 7) Ninguna nota de crédito o devolución será hecha antes de un test realizado por el controle de calidad de Marco S.p.A que declare el producto defectuoso.

La firma MARCO no podrá aceptar devoluciones de mercadería sin previo acuerdo y aprobación del departamento comercial.

Garantia

- 1) O período de garantia è de 2 anos da data de compra, como resulta na factura relativa.
- 2) Caso a factura não esteja disponível, o período de garantia de 2 anos será calculado a partir da data de fabrico.
- 3) A garantia vence e è considerada nula em caso de incorrecta utilização ou caso sejam ignoradas as instruções contidas nos manuais.
- 4) A garantia cobre só os defeitos de fabricação.
- 5) A garantia não cobre custos de instalação e/ou desmontagem.
- 6) Os custos de transporte são reembolsáveis só no caso em que a garantia seja reconhecida e aceite por Marco S.p.A. O reembolso será limitado aos custos de envio desde o armazém da Marco S.p.A. até à sede do cliente.
- 7) Nenhuma nota de crédito ou devolução será feita antes de um teste efectuado pelo controle de qualidade de Marco S.p.A, que declare o produto defeituoso.

A firma MARCO não poderá aceitar devoluções de mercadoria sem prévio acordo e aprovação do departamento comercial.

RETURN PROCEDURE

PROCEDURA RESI

Prima di restituire un prodotto alla MARCO s.p.a. contattare l'assistenza clienti per ricevere un numero di autorizzazione. Questo numero va riportato sull'esterno del pacco di spedizione. Inserire nel pacco una nota con la spiegazione del motivo della restituzione e indicare anche il numero di autorizzazione, il vostro nome, indirizzo e numero di telefono.

RÜCKGABEVERFAHREN

Vor jeder Rücksendung eines Produktes an Marco s.p.a. bitten wir Sie uns anzurufen, damit wir Ihnen eine genehmigte Vorgangsnummer zuteilen. Diese Vorgangsnummer muss auf der Außenseite des Versand-Pakets lesbar sein. Legen Sie eine Fehlerbeschreibung in das Paket mit einer erneuten Nennung der Vorgangsnummer. Fügen Sie Ihren Namen, Anschrift und Telefonnummer bei.

PROCÉDURE DE RETOUR

Avant de renvoyer un produit à la maison MARCO S.P.A. il faut contacter notre service d'assistance aux clients pour avoir le numéro d'autorisation au retour. Ce numéro devra être mentionné à l'extérieur du colis d'expédition. En même temps insérer dans le colis une note expliquant la raison du retour et indiquant le numéro d'autorisation, Votre nom, adresse et numéro de téléphone.

RETURN PROCEDURE

Prior to returning any product to MARCO s.p.a. call customer service for an authorization number. This number must be written on the outside of the shipping package. Place a note inside the package explaining the reason of the return and reporting the authorization number. Include your name, address and phone number.

PROCEDURA DE DEVOLUCIONES

Antes de devolver un producto a la MARCO s.p.a., contactar el servicio clientes para recibir un numero de autorización. Este numero tiene que ser escrito al exterior del paquete de expedición. Insertar en el paquete una nota con la explicación del motivo de la devolución, indicando también el numero de autorización, su nombre, dirección y numero de teléfono.

PROCESSO DE DEVOLUÇÕES

Antes de devolver um produto à MARCO s.p.a., contactar o serviço clientes para receber um numero de autorização. Este numero tem que ser escrito no exterior do pacote de expedição. Inserir no pacote uma nota com a explicação do motivo da devolução, indicando também o numero de autorização, seu nome, endereço e numero de telefone.

Tipo Type	12V	24V	Altri voltaggi e Multitensione	Other voltages and Multitension	Aria Air	Elettropneumatiche Electropneumatic	Elettriche Electric	Manuali Hand Held Horns	Omologazione Approval R. 28 ECE-01U	Pressione Acustica Sound Pressure Level (*)	Acciaio Inox Lucido Bright Stainless Steel	Ottone Brass	Metallo Metal	Plastica Plastic	Finitura Cromata Chromed Finishing	Compressore Compressor	Pagina Page
MGT/L					•			•	117	•					-	7	
MGT/H					•			•	117	•					-	7	
MGT					•			•	118	•					-	7	
GT50					•			•	118		•			•	-	7	
GT51					•			•	118		•			•	-	8	
GT52					•			•	118		•			•	-	8	
P1					•			•	118			•		•	-	8	
P1/S					•			•	117		•			•	-	8	
P1/LS					•			•	117		•			•	-	9	
KS2					•			•	116			•		•	-	9	
JE/120	•	•			•			•	118				•		-	9	
JE/DB	•	•			•				123				•		-	9	
RIT					•			•	116		•			•	-	10	
P1/1-N			12-24		•				121			•		•	-	10	
P1/1-E	•	•			•				121			•		•	-	10	
P1/2-E	•	•			•			•	118			•		•	-	10	
P2/3-E	•	•			•			•	118			•		•	-	11	
P2/M-E	•	•			•				121			•		•	-	11	
TP1	•	•			•				121			•		•	-	11	
TP1/B	•	•			•				121			•		•	-	11	
TP2					•			•	118			•		•	-	12	
TP2/130	•	•			•			•	118			•		•	-	12	
XB2	•	•				•			116			•		•	2xM2R	14	
XB2/B	•	•				•			116			•		•	2xM2R	14	
HT1	•	•			•			•	110				•		M2R	15	
HT1/C	•	•			•			•	110				•		M2R	15	
HT1/W	•	•			•			•	110				•		M2W	15	
TR2	•	•			•			•	112				•		M2	16	
TR2/C	•	•			•			•	112				•		M2	16	
TR2/W	•	•			•			•	112				•		M2W	16	
TR2/S	•	•			•			•	112				•		M2	17	
TR2/SW	•	•			•			•	112				•		M2W	17	
K1	•	•			•				113			•		•	M2	18	
K1/S	•	•			•				111		•			•	M2	18	
K2	•	•			•				113			•		•	MK2	18	
K3/4	•	•			•				113			•		•	MF3	18	
CL2	•	•			•			•	118			•		•	M2	19	
EA2	•				•				117			•		•	MK2	19	
TT2	•	•			•				110			•		•	M2	19	
FG3/4	•	•			•				117			•		•	MF3	19	
F3/R	•	•			•				117				•		MF3	20	
A2/S	•	•			•			•	117				•		M2	20	
A2/R	•	•			•			•	117				•		M2	20	
A3/R	•	•			•			•	118				•		M2	20	

* Misurazione della pressione acustica in dBA eseguita a 2 m di distanza.
Measurement of sound pressure in dBA made at 2 mt distance.

Tipo Type	12V	24V	Altri voltaggi e Multitensione	Other voltages and Multitension	Aria Air	Electropneumatiche Electropneumatic	Elettriche Electric	Manuali Hand Held	Omologazione Approval R. 28 ECE-01/11	Pressione Acustica Sound Pressure Level (*)	Acciaio Inox Lucido Bright Stainless Steel	Ottone Brass	Metallo Metal	Plastica Plastic	Finitura Cromata Chromed Finishing	Compressore Compressor	Pagina Page
TW1					•				112		•			•	-		23
AA5	•					•						•		•	MAA5		23
EMX1	•	•					•		113	•						-	26
EMX2	•	•					•		113	•						-	26
EMX1/2	•	•					•		116	•						-	26
TM80/H	•	•					•		109				•			-	27
TM80/L	•	•					•		109				•			-	27
TM80/N	•	•					•		112				•			-	27
TM80/R	•	•					•		112				•			-	27
90/1-H	•	•					•		112			•				-	28
90/1-L	•	•	36÷48	80			•		112			•				-	28
70/1-H	•	•					•		109			•				-	28
90/1-E			12÷80				•		112			•				-	28
NEW BK92			12÷100				•		92				•			-	29
BK1			6÷100				•		85/95				•			-	29
BK2			9÷28				•		100				•			-	29
BK3			9÷28				•		105				•			-	29
BZ1	•	•					•		68				•			-	30
BZ2	•	•					•		68				•			-	30
BZ3	•	•					•		68				•			-	30
TA1					•		•		122				•			-	33
TA1-H					•		•		122				•			-	33
TA1B					•		•		122				•			-	33
TA1B-H					•		•		122				•			-	33

* Misurazione della pressione acustica in dBA eseguita a 2 m di distanza.
Measurement of sound pressure in dBA made at 2 mt distance.

Prodotti e caratteristiche tecniche aggiornate a Luglio 2022.
La MARCO S.p.A. si riserva il diritto di modificare in qualsiasi momento e senza preavviso le caratteristiche tecniche dei prodotti contenuti in questo catalogo. Il cliente precisi in fase d'offerta/ordine le caratteristiche tecniche richieste.

Neuester Stand der Produkte und technische Eigenschaften: Juli 2022. Die Firma MARCO S.p.A. behält sich das Recht vor in jedem Moment und ohne vorherigem Hinweis, die technischen Daten, der in diesem Katalog angegebenen Produkte, zu verändern. Der Kunde ist gebeten sich bei Anfrage/Bestellung nach den aktuellen Daten zu erkundigen.

Les produits et les caractéristiques techniques sont mis à jour à Juillet 2022. La maison MARCO S.p.A. se réserve le droit de modifier à n'importe quel moment y sans préavis les caractéristiques techniques des produit illustrés dans ce catalogue. Le client doit préciser lorsque de la demande d'offre ou de la commande les caractéristiques techniques demandées.

Products and technical details are updated as of July 2022.
The Company MARCO S.p.A. reserves the right to alter the technical details of the products illustrated in this catalogue at any time whatsoever, without any prior notice. Customers must specify the technical specifications required when enquiring or ordering the products.

Los productos y los detalles técnicos son actualizados al mes de Julio 2022. La Sociedad MARCO S.p.A. se reserva el derecho de alterar los detalles técnicos de los productos ilustrados en este catálogo en cualquier momento y sin preaviso. Los clientes tienen que precisar en los pedidos de cotización o sea en las ordenes los detalles técnicos requeridos.

Produtos e características técnicas atualizados em Julho 2022.
A Firma MARCO S.p.A. reservase o direito de modificar os detahles técnicos dos produtos ilustrados no catálogo em qualquer momento e sem préaviso. Os clientes tem que precisar quando da solicitação de pedido ou da encomenda os detalhes técnicos requeridos.

Tipo Type	12V	24V	230V	Portata l/min Flow Rate l/min	Pressione bar Pressure bar	Diesel	Olio Oil	Ingranaggi in PEEK PEEK gears	Alta Pressione High Pressure	Elettroniche Electronic	Controllo Remoto Remote Control	Reversibile Reversible	Kit	Acciaio Inox Stainless Steel	Pagina Page
UP2	●	●		10	1,5	●					●				37
UP3	●	●		15	2	●					●				37
UP3-CK	●	●		15	2	●					●	●			37
UP3-S	●	●		15	2	●					●				38
UP3-R	●	●		15	2	●					●				38
UP6	●	●		26	2	●					●				38
UP12	●	●		36	2	●					●				39
UP14	●	●		46	2	●					●				39
UP8	●	●		10	4	●		●			●				39
UP9	●	●		12	5	●		●			●				40
UP9-HD	●	●		12	5	●		●			●				40
UP10	●	●		18	7	●		●			●				40
UP10-HD	●	●		18	7	●		●			●				41
UP3/AC			●	10	6	●		●							41
UP6/AC			●	28	5	●		●							42
UP14/AC			●	44	4	●		●							42
VP45-N	●	●		45	1,2	●									44
VP45	●	●		45	1,2	●						●			44
VP45-S	●	●		45	1,2	●									44
VP45A-S	●	●		45	1,2	●									45
VP45-K	●	●		45	1,2	●							●		45
VP45/AC			●	35	1	●									45
UP2/E-BR	●	●		10	2	●	●		●	●					48
UP3/E-BR	●	●		15	2,5	●	●		●	●					48
UP6/E-BR	●	●		26	2,5	●	●		●	●					48
UP12/E-LOBR	●	●		26	3	●	●		●	●					49
UP12/E-BR	●	●		36	2,5	●	●		●	●					49
UP14/E-BR	●	●		46	2,5	●	●		●	●					49
UP8/E-BR	●	●		10	3,5	●	●		●	●					50
UP9/E-BR	●	●		12	4,5	●	●		●	●					50
UP10/E-BR	●	●		18	6	●	●		●	●					50
UP8-RE	●	●		10	3,5	●	●		●	●		●			52
UP3-RK	●	●		15	2	●	●		●	●		●			52
UP6-RK	●	●		26	2	●	●		●	●		●			52
UP2/OIL	●	●		3,3	1,5		●				●				54
UP3/OIL	●	●		5,5	2		●				●				54
UP3/OIL-R	●	●		5,5	2		●				●				54
OCK1	●	●		5,5	2		●				●	●			55
OCK1-R	●	●		5,5	2		●				●	●			55
UP6/OIL	●	●		8	5		●	●			●				55
UP12/OIL	●	●		15	3		●				●				56
UP12-LO	●	●		22	3		●				●				56
UP12-LOCK	●	●		22	3		●				●	●			56
UP14/OIL	●	●		18,3	2		●				●				57
NEW UP1-J/OIL	●	●		15	1		●				●				57
NEW UP6/OIL-AC			●	14	5		●	●							58
NEW UP14/OIL-AC			●	21	4		●	●							58
OCK8-E	●	●		10	3,5	●	●	●	●	●	●	●			59
OCK1-E	●	●		15	2	●	●		●		●	●			59



Via Mameli, 10
25014 Castenedolo
Brescia - Italy

Tel. +39 030 2134.1
Fax +39 030 2134.300
E-mail: info@marco.it

www.marco.it



VENDITE EXPORT

E-mail: export@marco.it
Tel. +39 030 2134.362
Fax +39 030 2134.302

VENDITE ITALIA

E-mail: vendite@marco.it
Tel. +39 030 2134.361
Fax +39 030 2134.301

U.S. Branch



MATE USA, LLC

3251-A S.W. 13th Dr.
Deerfield Beach
FL 33442

Phone 954-463-5757
Fax 954-463-5635

www.mate-usa.com
info@mate-usa.com
orders@mate-usa.com